

# KRISHI VIGYAN KENDRA PURNEA



## ACTION PLAN (January to December, 2026)



**BIHAR AGRICULTURAL  
UNIVERSITY**  
SABOUR, BHAGALPUR, (BIHAR)

**ACTION PLAN**  
**KRISHI VIGYAN KENDRA JALALGARH, PURNEA**  
(1<sup>st</sup> January to 31 December, 2026)

**1. GENERAL INFORMATION ABOUT THE KVK**

**1.1. Name and address of KVK with phone, fax and e-mail**

Name and Address of KVK	Telephone		E mail	Website
	Office	FAX		
Dr. K. M. Singh, Sr. Scientist & Head, KRISHI VIGYAN KENDRA PURNEA, POST-JALALGARH, DIST-PURNEA STATE-BIHAR PIN-854327	9430613389	-	<a href="mailto:purneakvk@gmail.com">purneakvk@gmail.com</a> <a href="mailto:kvkpurnea@gmail.com">kvkpurnea@gmail.com</a>	<a href="https://purnea.kvk4.in">https://purnea.kvk4.in</a>

**1.2 .a. Name and address of host organization with phone, fax and e-mail**

Address	Telephone		E mail	Website
	Office	FAX		
BIHAR AGRICULTURAL UNIVERSITY SABOUR, BHAGALPUR (BIHAR)	0641-2452611	-	<a href="mailto:decbausabour@gmail.com">decbausabour@gmail.com</a>	<a href="http://www.bausabour.ac.in">www.bausabour.ac.in</a>

1.2.b. Status of KVK website : Yes/No; YES Date when the website last updated: 15<sup>th</sup> April 2026

1.2.c. No. of Visitors (Hits) to your KVK website (as on today) : 160058

1.2.d Status of ICT lab at your KVK : NO







- a) No. of PC units : 09
- b) No. of Printers : 05
- c) Internet connection : Yes




**1.3. Name of the Senior Scientist & Head with phone & mobile no.**



Name	Telephone / Contact		
	Office	Mobile	Email
Dr. K. M. Singh	9430613389	9341018908	<a href="mailto:kvkpurnea@gmail.com">kvkpurnea@gmail.com</a> <a href="mailto:purneakvk@gmail.com">purneakvk@gmail.com</a> <a href="mailto:kmsingh66@gmail.com">kmsingh66@gmail.com</a>

**1.4. Year of sanction: 2004**

1.5. Staff Position (as on 1<sup>st</sup> January, 2026)

Sl. No.	Sanctioned post	Name of the incumbent	Designation	Discipline	Pay Scale (Rs.)	Grade Pay	Present basic (Rs.)	Date of joining	Permanent /Temporary	Category (SC/ST/OBC/ Others)	Mobile No.	Email id	Please attach recent photograph
1	Senior Scientist& Head	Dr. K. M. Singh	Sr. Scientist & Head	Agronomy	37700-67000	9000	166400/-	08.05.23	Permanent	GEN	9341018908	<a href="mailto:Kmsingh66@gmail.com">Kmsingh66@gmail.com</a>	
2	Subject Matter Specialist	Dr. Govind Kumar	Subject Matter Specialist	Agronomy	15600-39100	6000	104100/-	12.09.18	Permanent	GEN	9472390663	<a href="mailto:drgovindsri@gmail.com">drgovindsri@gmail.com</a>	
3	Subject Matter Specialist	Dr. Sangita Mehta	Subject Matter Specialist	Horticulture	15600-39100	5400	75400/-	14.06.23	Permanent	OBC	6202920497	<a href="mailto:kvksmehta@gmail.com">kvksmehta@gmail.com</a>	
4	Subject Matter Specialist	Dr. Atish Sagar	Subject Matter Specialist	Agriculture Engineering	15600-39100	5400	59500/-	23.01.24	Permanent	OBC	7004798664	<a href="mailto:Atish.iari@gmail.com">Atish.iari@gmail.com</a>	
5	Subject Matter Specialist	Dr. Rabiya Parveen	Subject Matter Specialist	Plant Breeding & Genetics	15600-39100	5400	59500/-	02.04.24	Permanent	EBC	8604410720	<a href="mailto:Rparveen181@gmail.com">Rparveen181@gmail.com</a>	
6	Subject Matter Specialist	Dr. Santosh Kumar	Subject Matter Specialist	Soil Science	15600-39100	5400	59500/-	30.01.25	Permanent	sc	9709649007	<a href="mailto:Santoshpmch05@gmail.com">Santoshpmch05@gmail.com</a>	

Sr. No.	Sanctioned post	Name of the incumbent	Designation	Discipline	Pay Scale (Rs.)	Grade Pay	Present basic (Rs.)	Date of joining	Permanent /Temporary	Category (SC/ST/OBC/ Others)	Mobile No.	Email id	Please attach recent photograph
7	Subject Matter Specialist	Smt. Anamika Kumari	Subject Matter Specialist	Entomology	15600-39100	5400	59500/-	18.08.25	Permanent	SC	7320825032	<a href="mailto:Ananya1622@gmail.com">Ananya1622@gmail.com</a>	
8	Programme Assistant								Vacant				
9	Computer Programmer	Sri Ajit Choudhary	Programme Assistant (Comp.)	M.C.A.	9300-34800	4200	50500/-	22.05.13	Permanent	SC	8969711689	<a href="mailto:ajit40_ieh@yahoo.co.in">ajit40_ieh@yahoo.co.in</a>	
10	Farm Manager								Vacant				
	Accountant / Superintendent	Sri Sanjay Kumar	Assistant	M. Com.	9300-34800	4200	50500/-	25.04.13	Permanent	SC	9955777415	<a href="mailto:etensanjav@gmail.com">etensanjav@gmail.com</a> <a href="http://ail.com">ail.com</a>	
	Stenographer								Vacant				

S. No.	Sanctioned post	Name of the incumbent	Designation	Discipline	Pay Scale (Rs.)	Grade Pay	Present basic (Rs.)	Date of joining	Permanent /Temporary	Category (SC/ST/OBC/ Others)	Mobile No.	Email id	Please attach recent photograph
	Driver	Satish Kumar	Driver	-	5200-20200	2000	30200/-	09.05.15	Permanent	OBC	8809810060	-	
	Driver	Sri Sushil Kumar Yadav	Driver	-	5200-20200	2000	30200/-	11.05.15	Permanent	OBC	9472893627	-	
	Supporting staff								Vacant				
	Supporting staff								Vacant				

**1.6. Total land with KVK (in ha) :**

S. No.	Item	Area (ha)
1	Under Buildings	1.00
2.	Under Demonstration Units	1.75
3.	Under Crops	6.00
4.	Horticulture	8.40
5.	Pond	0.25
6.	Others if any (Sand dune, Bamboo boundary etc.)	2.60
	<b>Total</b>	<b>20.00</b>

## 1.7. Infrastructural Development:

### A) Buildings

S. No.	Name of building	Source of funding		Stage					
		ICAR	RKVY	Complete			Incomplete		
				Completion Year	Plinth area (Sq.m)	Expenditure (Rs.)	Starting year	Plinth area (Sq.m)	Status of construction
1.	Administrative Building	ICAR		2018			-	-	-
2.	Farmers Hostel	ICAR					-	-	-
3.	Staff Quarters (6)	ICAR					-	-	-
4.	Demonstration Units (2)	ICAR					-	-	-
5.	Fencing	-	-	-	-	-	NO	NO	NO
6.	Rain Water harvesting system	-	-	-	-	-	-	-	-
7.	Threshing floor	ICAR	-	-	-	-	-	-	-
8.	Farm godown Other	ICAR	-	-	-	-	-	-	-
9.	Mushroom Lab	ICAR	-	-	-	-	-	-	-
10.	Mushroom Production Unit	ICAR	-	-	-	-	-	-	-
11.	Shade house	ICAR	-	-	-	-	-	-	-
12.	Soil test Lab	ICAR	-	-	-	-	-	-	-
13.	IFS	ICAR	-	-	-	-	-	-	-
14.	Natural farming System	ICAR	-	-	-	-	-	-	-
15.	Vermicompost Production unit	ICAR	-	-	-	-	-	-	-
16.	Others if any specify (AWS)	GKMS	-	-	-	-	-	-	-
17.	Implement Shed	CRA	-	-	-	-	-	-	-

### B) Vehicles

Type of vehicle	Year of purchase	Source (ICAR/RKVY)	Cost (Rs.)	Total kms. run as on December, 2025	Present status
Bolero (BR 11PA7137)	2017-18	ICAR	674299.00	208696 km	Working
Tractor with tailor (BR-11D1518)	2004-05	ICAR	499987.00	7431.30 Hrs.	Working
Motorcycle (BR-11U8334)	2015-16	ICAR	50250.00	19127 km	Working
Motorcycle (BR-11U8340)	2015-16	ICAR	50250.00	17159 km	Working
Tractor Make: New Holland 5500 4WD	2020-21	From BISA Pusa, Samastipur	-	154 Hrs	Working

### C) Equipment's & AV aids

a. Lab equipment	Year of purchase	Cost (Rs.)	Present status	Source of fund
Soil Testing Mini Kit 2 No.	2017	97800.00	Working	ICAR
b. Farm Machineries	Year of purchase	Cost (Rs.)	Present status	Source of fund
1. Tractor (MF-1035)	2004-05	3,34,500	Working Condition	Transferred from DEE RAU Pusa
2. Diesel Pump-Set 3.8 HP with Section Pipe 25'	2011	22,100	Theft on 02.08.2012	ICAR
3. 8 HP Kisan Turbo Diesel Pump-Set + Pump bore plat with accessories - 2 pc.	2014	76,000	Working Condition	ICAR

4.	5 HP Lion Motor with center fuel with pump-bore full set	2007	18,500	N/F	NHM
5.	Kirloskar Diesel Engine with pump set 8 HP	2008	24,000	Working Condition	NHM
6.	Sarovar 3.8 HP Motor block self-pump set	2013	22500	Working Condition	NHM
7.	Electric Motor, 2 No.	2016	23800	Working Condition	NHM
8.	Happy Seeder	2019	-	Working Condition	Transferred from BPSAC Purnea

**D) AV Aids:-**

S. No	Name of Assets/ Items	Date of Purchase	Quantity	Amount	Remarks !
1	Codak Digital Camera C-913-9.0 M. Pixel	28.02.2009	1	7450.00	Unserviceable
2	Sony Handy Camera DCR-HC-28E	28.02.2009	1	16725.00	Unserviceable
3	Computer Compaq SG301 L with 18.5 L.C.D	01.04.2010	1	28500.00	Unserviceable
4	Sony LCD Projector VPL 6X7	01.04.2010	1	49990.00	Repairable
5	AHUJA Amplifier SSB-120	31.03.2011	1	10990.00	Unserviceable
	AHUJA Box SRX 120 DX		1	9900.00	Unserviceable
	AHUJA Wireless Mic with 2 Hand Set		1	3650.00	Working
	AHUJA Mic Stand (Table)		1	350.00	Unserviceable
6	Speaker (FND 520, 2.1 Speaker) S.No. A520113R01775	21.01.2014	1	3277.00	Repairable
7	HD Video conferencing end point HDX 8000 HD, S. No. 82140540A86569	26.07.2014	1	222823.00	Working
	MPT Camera, 168428159		1		Working
	Mic, 21405061A09C5		1		Working
	Panasonic LED 47", S. No. EBB100219		1	69565.00	Working
	Dell Monitor, S. No. CN0CY84D742614422NOL		1	62839.00	Working
	Dell CPU, 788410224580005		1		Repairable
	Switch		1	3194.00	Working
	Wall mounted		1	4259.00	Working
	Patch Cord C Digilink		2	426.00	Working
	Patch Cord		2	213.00	Working
8	Nickon Digital Camera	03.10.2015	1	23700.00	Working
9	Desktop Computer with 18"Monitor, Dell Inspiron 3647 UPS Intex, Laptop H.P. Core i5	31.03.2016	1	82583.00	Repairable
	CCTV Camera and DVR with all assecories 1 Dome+3 No. Bullet Camera		1	21000.00	Unserviceable
	LED Flood light with stand		1	6500.00	Working
	Sound System		1	30165.00	Working
	Video Camera Handycam FDR-AX40		1	82871.00	Working
	Projector with screen and all assecories + wi fi dongle		1	52000.00	Repairable
	Stablizer for Photocopier machine		1	4585.15	Repairable
10	Panasonic LED TV TH-32C200DX	09.08.2016	1	27200.00	Working

S. No	Name of Assets/ Items	Date of Purchase	Quantity	Amount	Remarks !
11	Still Photography camera Canon EOS 1300D (Single Lence)	09.08.2016	1	29600.00	Working
12	Mobile (Mobile Realme 3 Pro)	17.08.2019	1	13500.00	Working
13	Sony Speaker 4.1	24.09.2019	1	8476.93	Working
19	CP Plus DVR 16 Channel Digital SN-1911011696006313	20.01.2020	01	5466.10	Working
	SMPS 20AMP CP Plus SN-1911011573009693		01	1355.93	
	BULLET CAMERA 2.4 MP CP Plus		04	4915.24	
11	Bullet Camera 2.4 (CP-USC-TA24L2)	25.03.2021	7	8601.00	Working
	Dome 2.4 Camera(CP-USC-TA24L2)		4	4576.00	
	Bullet 2.4 Camera (CP-USC-TA24Z16)		1	3093.00	
	RAIK CP PLUS		1	3516.00	
	Pen Drive 64 GB		02	1300.00	
12	HP Desktop 280 13-9100	17.06.2020	01	52900.00	Repairable
	HP LED 21.5"		01		
13	HP Laptop, Model- DU3047TK	31.03.2021	01	63000.00	Working
14	Sony LED 65"Model 65x8000H	31.03.2021	01	120500.00	Working
15	DVR8CH (0801F1-HC) S.N-2007012048006705	07.10.2021	01	5296.61	Working
	Bullet Camera 2.4 (20mtr GUARD+-T24PL2) S.N- <ul style="list-style-type: none"> <li>• 2107011852005470</li> <li>• 19092010G1468</li> <li>• 2107011852003603</li> <li>• 19092010G08625</li> </ul>		04	7288.12	Working
	Bullet 2.4 (T24R460MTR) S.N-VAC1708315W0326		02	6186.44	Working
	DVR SMPS 10AMP S.N-2012011572019178		01	947.58	Working
	DVR Rack 4U8CH S.N-2108012075000127		01	1652.54	Working
	HARD DISK SEGATE 4TV SERV S.N-ZGY63HMQ		01	8050.85	Working
16	Monitor AOC 19" S.N-THA1TF212600408 Model-185LM00019	21.10.2021	01	8500.00	Working
17	HP Laptop 15 EC1025AX5CD136GQ4G With bag	11.01.2022	01	69850.00	Working
18	Web camera	19.02.2022	01	24995.00	Working
19	Projector Benq-EH-600	19.02.2022	01	101480.00	Working
20	HP-Desktop F2888N (C1213TH)/8/512GB SSD/W11/M50 S. No.-4CE350D4YZ	20.03.2024	1	40762.00	Working
	HP Printer Laserjet MFP 1188A S/N-CNB1R3G962	20.03.2024	1	14152.00	Working
	HDD1 TB Toshiba	20.03.2024	1	4406.00	Working
21	TFT HP 19.5" LED V. 20	20.03.2024	1	6016.00	Working

### 1.8. A). Details of SAC meetings to be conducted in the year

Sl. No.	Date
1. Scientific Advisory Committee	Aug 2026

Suggestions of SAC meeting

## 2. DETAILS OF MICRO-FARMING SITUATIONS OF THE DISTRICT

### 2.1 Micro-farming situations

#### a) Characteristics

S. No.	Agro-Ecological situations (AES)	Existing Farming System (Crop + livestock + others)	Major soil types
1	AES 1	Crop: Paddy, Rabi Maize Livestock: Cows, Goat Others: Vegetables, Makhana	Sandy Loam
2	AES 2	Crop: Paddy, Rabi Maize Livestock: Cows Others: Makhana	New Alluvial
3	AES 3	Crop: Paddy (Summer), Rabi Maize Livestock: Buffalos, Cows Others: Mango, Banana, Fisheries	Heavy Clay Soil

#### b) Land Characteristics

S. No	Agro-Ecological Situation (AES)	Topography	Drainage
1.	AES-1	Upland Irrigated	Good to moderate
2.	AES-2	Upland Irrigated	Good to moderate
3.	AES-3	Lowland & Midland Irrigated	Poor and waterlogged condition

#### c) AES-wise major problems

S. No	Agro-Ecological Situation (AES)	Major problems	Rank
1.	AES-1	1. Low yield of paddy due to use of household seeds, improper time of sowing, insufficient input cost at the time of sowing. 2. Wastage of maize grain due to unavailability of pucca threshing floor and storage godown. 3. Occurrence of frequent natural calamities every year. 4. Non selectiveness of high valued and fast-growing timber plants.	1 2 3 4
2.	AES-2	1. Low yield of paddy due to use of household seeds, improper time of sowing, insufficient input cost at the time of sowing.	1 2

		2. Wastage of maize grain due to unavailability of pucca threshing floor and storage godown. 3. Occurrence of frequent natural calamities every year. 4. Non selectiveness of high valued and fast-growing timber plants.	3 4
3.	AES-3	1. Crop damage due to Natural calamities i.e. flood & hailstorm, every year and formed waterlogged condition in Kharif season. 2. High cost of cultivation of summer paddy 3. Low yield of milk in Desi breed of livestock 4. High Disease and Mortality rate in Cross breed due to Less care and maintenance. 5. Wastage or non-selling of milk in off occasional Seasons	1 2 3 4 5

### 2.2. Area, Production and Productivity of major crops cultivated in the district (2026)

S. No	Crop	Area (ha)	Production (MT)	Productivity (Qt./ha)	Yield gap (q/ha) with respect to demo of last year	Yield gap (q/ha) with respect to potential yield
1	Paddy	80500	175248.50	21.77	3.71	20
2	Wheat	7500	23085	30.78	5	28
3	Jute	13781	30511	22.14	3	7.86
4	Rabi maize	102000	960024	94.12	6.25	10
5	Mustard	6862	8551	12.48	2.50	6.10
6	Linseed	22	19.58	8.90	1.60	2.20
7	Sunflower	18	26.10	14.50	2.10	3.10
8	Lentil	1919.40	2435.70	12.69	1.20	2.30
9	Pea	36	36.90	10.25	2.80	8.40
10	Summer green gram	2660	5558.76	5.86	1.28	3.80
11	Banana	2510	112322	447.50	4 t/ha	9 t/ha
12	Guava	420	7455	177.50	4 t/ha	6 t/ha
13	Litchi	1780	15842	89.00	3 t/ha	4 t/ha
14	Mango	2650	32330	122.00	3 t/ha	5 t/ha
15	Potato	5160	1385.40	268.50	5 t/ha	10 t/ha
16	Onion	1910	43758.10	229.10	3.0 q/ha	6.0 q/ha
17	Ginger	480	11840	246.67	15.0 q/ha	100 q/ha
18	Cauliflower	2150	39452.50	183.50	300 q/ha	400 q/ha

Source: District agriculture department.

### 2.3. Weather data (2025-26)

Year	Month	Rainfall (mm)	Temperature °C		Relative Humidity (%)	
			Maximum	Minimum	Maximum	Minimum
2024	Jan'24	0.0	20.90	9.45	86.5	34.6
	Feb'24	0.0	25.29	12.82	88.5	36.0

	Mar'24	41.8	29.56	17.58	78.5	37.4
	Apr'24	12.51	36.91	20.89	85.9	33.7
	May'24	54.05	35.21	23.61	78.5	39.6
	Jun'24	130.08	33.89	26.88	84.3	55.2
	Jul'24	289.41	33.79	27.14	90.65	65.35
	Aug'24	231.54	34.66	27.44	85.9	54.6
	Sep'24	314.96	34.14	26.79	81.8	52.0
	Oct'24	15.06	31.89	23.77	90.0	53.0
	Nov'24	0.00	29.02	18.58	79.0	51.0
	Dec'24	0.00	25.48	12.68	75.1	40.5
2025	Jan'25	3.46	27.70	8.80	75.0	50.0
	Feb'25	3.46	31.30	8.80	65.0	40.0
	Mar'25	3.46	39.00	13.10	62.0	30.0
	Apr'25	10.38	43.10	18.60	67.0	30.0
	May'25	76.14	42.00	22.40	76.0	40.0
	Jun'25	157.85	40.10	27.70	75.0	50.0
	Jul'25	131.53	36.70	25.40	90.0	80.0
	Aug'25	304.39	33.50	24.20	90.0	80.0
	Sep'25	472.80	33.60	24.60	90.0	80.0
	Oct'25	173.50	31.40	18.50	70.0	40.0
	Nov'25	120.80	29.40	13.10	65.0	40.0
	Dec'25	6.80	24.50	7.80	70.0	40.0
<b>Total</b>						

#### 2.4 Production and productivity of livestock, Poultry, Fisheries etc. in the district (2025)

Category	Population	Production	Productivity	Productivity gap
<b>Cattle</b>				
<i>Crossbred</i>	61000	1.71 Lakh Lit	6.6 Lit/ Day	
<i>Indigenous</i>	755000	66.60 Lakh Lit	3.3 Lit / Day	
<b>Buffalo</b>				
<i>Indigenous</i>	243000	2.52 Lakh Lit	4.0 Lit/ Day	
<b>Sheep</b>				
<i>Crossbred</i>	747	-	-	
<i>Indigenous</i>	2096	-	-	
<b>Goats</b>	1371280	-	-	
<b>Horses Ponies</b>	1002	-	-	
<b>Donkey</b>	170	-	-	
<b>Pigs</b>				
<i>Crossbred</i>	23366	-	-	
<i>Indigenous</i>	320319	-	-	
<b>Poultry</b>				
Hens	605630	-	-	
<i>Desi</i>	439280	-	-	
<i>Improved</i>	166370	-	-	
<b>Duck</b>	8561	-	-	
<b>Category</b>		<b>Production (q)</b>	<b>Productivity</b>	
Fish (Reservoir)				

\*Statcal report

## 2.5 Details of Operational area / Villages

Taluka	Name of the block	Name of the village	Major crops & enterprises	Existing yield (q/ha, number/year)	Major problem identified	Identified Thrust Areas
Purnea	Jalalgarh	Hasi Begampur	Paddy Maize Jute	32.00 90.00 18.00	Low yield of crops, unavailability of quality seed, Lack of credit facility, weed problem	Adoption of INM & IWM for sustainable agriculture Improving the productivity of cereals
Purnea	Dagarua	Bishwashpur	Vegetable Paddy Honey Maize	32.00 90.00	Low yield of crops, unavailability of quality seed	Improving the productivity of cereals, pulses, oilseeds & horticultural crops
Purnea	Purnea East	Satdov, Chhatarjan, Birpur	Paddy Maize Vegetables	32.00 90.00 -	Low yield of crops, High cost of cultivation, Non adoption of farm machineries	Farm mechanization in agriculture, Resource Conservation Technology
Purnea	Jalalgarh	Hafaniya, Ekamba	Paddy Maize/Wheat Moong	32.00 90.00/ 32.78 5.50	Flood prone condition, low yield of crops, lack of HYVs, traditional Rice-Maize cropping system	Improving the productivity of cereal crops, Crop Diversification
Purnea	Jalalgarh	Kachnahar	Maize Paddy Makhana	90.00 32.00 15.00	Low yield of crops Water log condition Imbalanced use of fertilizer	Adoption of INM Soil health management
Purnea	Jalalgarh	Hasi Rahika	Paddy, Maize, Potato, Chilli,	32.00 90.00 250.00 150.00	Imbalance use of chemical pesticides and non adoption of bio control measures	Adoption of IPM for sustainable agriculture
Purnea	Jalalgarh	Bisantha	Paddy Maize Vegetables	32.00 90.00 -	Low yield of crops, High cost of cultivation, Non adoption of farm machineries	Adoption of INM, ICM, IPM, WM

## 2.6 Top five major priority thrust areas:

S. No	Thrust area
1.	Improving the productivity of cereals, pulses, oilseeds & horticultural crops
2.	Adoption of INM and IPM for sustainable Agriculture
3.	Income generation through development of Agri-based entrepreneurship
4.	Farm women empowerment
5.	Increasing Makhana & banana Productivity
6.	Improving the productivity of dairy animals
7.	Farm mechanization in Agriculture
8.	Establishment of Nutri-garden for balanced Nutrition
9.	Crop Diversification

### 3. TECHNICAL PROGRAMME

#### 3 A. Details of targeted mandatory activities by KVK

OFT		FLD		
(1)		(2)		
Number of OFTs	Number of Farmers	Area (ha)	No of enterprises	Number of Farmers
9	90	25	2	150

Training		Extension Activities	
(3)		(4)	
Number of Courses	Number of Participants	Number of activities	Number of participants
116	2900	5477	54382

Seed Production (Qtl.)	Planting material (Nos.)	Fish seed prod. (Nos)	Soil Samples
(5)	(6)	(7)	(8)
52	12000	0	500

#### 3 B. Abstract of interventions to be undertaken

S. No	Thrust area	Crop/ Enterprise	Identified Problem	Interventions					
				Title of OFT if any	Title of FLD if any	Title of Training if any	Title of training for extension personnel if any	Extension activities	Supply of seeds, planting materials etc.
1	Improving the productivity of cereals, pulses, oilseeds and hort. crops	Jute	Low yield of Jute fiber.	Assessment of weed management practices in Jute.	-	*	*	*	*
2	Improving the productivity of cereals, pulses, oilseeds and hort. crops	Rice/Jute	Low productivity & profitability of Rice / Jute based cropping system	Assessment of different cropping systems for increasing productivity and profitability	-	-	-	-	-
3	Improving the productivity of cereals, pulses, oilseeds and hort. crops	Chilli	Low yield of chilli in rabi season	Assessment of plant growth regulator (PGR) application on flower drop and fruit setting in chilli	-	-	-	-	-
4	Improving the productivity of cereals, pulses, oilseeds and hort. crops	Potato	Low productivity of potato	Assessment of nutrient management practices in potato	-	-	-	-	-
5	Farm mechanization in agriculture	Cabbage	Low Water Productivity leads to higher cost of Cultivation of cabbage	Assessment of Broad Bed Planting System in Cultivation of Rabi Cabbage	-	-	-	-	-
6	Farm mechanization in agriculture	Maize	Labour intensive, high cost of operation for maize sowing methods	Assessment of sowing methods of Maize	-	-	-	-	-

7	Improving the productivity of cereals, pulses, oilseeds and hort. crops	Paddy	Low Yield of Paddy in Rainfed low land ecology	Assessment of High Yielding varieties of Paddy in lowland Rainfed waterlogged ecosystem	-	-	-	-	-
8	Adoption of INM & IPM for sustainable agriculture	Maize	Reduction in yield of rabi maize	Assessment of stalk rot management practices in rabi maize	-	-	-	-	-
9	Adoption of INM & IPM for sustainable agriculture	Tomato	In-discriminate use of chemical pesticides in Tomato cultivation by the farmers	Assessment of Bio-intensive management practices for major pests in Rabi Tomato	-	-	-	-	-
10	Improving the productivity of cereals, pulses, oilseeds and hort. crops	Jute	Low yield and quality of Jute fibre	-	Demonstration of different retting methods of jute with microbial consortia (CRIJAF SONA)	-	-	-	-
11	Improving the productivity of cereals, pulses, oilseeds and hort. crops	Wheat	Low productivity of wheat	-	Demonstration of crop residue management in rice-wheat cropping system	-	-	-	-
12	Crop Diversification	Baby Corn	Rabi Maize is traditional crop and farmers get less benefit with regard to the price they invest in the crop	-	Demonstration of Baby-corn	-	-	-	-
13	Improving the productivity of cereals, pulses, oilseeds and hort. crops	Bio fortified Wheat	Traditionally growing cultivars are long duration having low yield and low nutrient content	-	Demonstration of High yielding Bio-fortified wheat	-	-	-	-
14	Improving the productivity of cereals, pulses, oilseeds and hort. crops	Lentil	Low yield of lentil	-	Demonstration of WS Fertilizer N:P:K 18:18:18 in integration with other fertilizers on the yield of lentil	-	-	-	-
15	Adoption of INM & IPM for sustainable agriculture	Mango	Quality deterioration & yield reduction in mango	-	Demonstration of Fruit fly pheromone trap in mango	-	-	-	-
16	Establishment of nutri-garden for balanced nutrition	Nutri-Garden	prevalent Malnutrition amongst rural mass	-	Demonstration of Nutri-garden	-	-	-	-

17	Income generation through agri-based entrepreneurship	Oyster Mushroom	Poor income & prevalent Malnutrition amongst rural mass	-	Demonstration of Oyster Mushroom	-	-	-	-
18	Orchard management	Tephrosia	Low yield of mango	-	Demonstration of Tephrosia	-	-	-	-

\* Sheet attached

### 3.1 Technologies to be assessed

#### A.1 Abstract on the number of technologies to be assessed in respect of crops

Thematic areas	Cereals	Oilseeds	Pulses	Commercial Crops	Vegetables	Fruits	Flower	Plantation crops	Tuber Crops	TOTAL
Varietal Evaluation	1	0	0	0	0	0	0	0	0	1
Seed / Plant production	0	0	0	0	0	0	0	0	0	0
Weed Management	0	0	0	1	0	0	0	0	0	1
Integrated Crop Management	1	0	0	0	0	0	0	0	0	1
Integrated Nutrient Management	0	0	0	0	2	0	0	0	0	2
Integrated Farming System	0	0	0	0	0	0	0	0	0	0
Mushroom cultivation	0	0	0	0	0	0	0	0	0	0
Drudgery reduction	0	0	0	0	0	0	0	0	0	0
Farm machineries	1	0	0	0	0	0	0	0	0	1
Value addition	0	0	0	0	0	0	0	0	0	0
Integrated Pest Management	0	0	0	0	1	0	0	0	0	1
Integrated Disease Management	1	0	0	0	0	0	0	0	0	1
Resource conservation technology	1	0	0	0	0	0	0	0	0	1
Small Scale income generating enterprises	0	0	0	0	0	0	0	0	0	0
<b>TOTAL</b>	<b>5</b>	<b>0</b>	<b>0</b>	<b>1</b>	<b>3</b>	<b>0</b>	<b>0</b>	<b>0</b>	<b>0</b>	<b>9</b>

#### A.2 Abstract on the number of technologies to be assessed in respect of livestock / enterprises

Thematic areas	Cattle	Poultry	Sheep	Goat	Piggery	Vermi culture	Fisheries	TOTAL
Evaluation of Breeds								
Nutrition Management								
Disease of Management								
Value Addition								
Production and Management								
Feed and Fodder								
Small Scale income generating enterprises								
<b>TOTAL</b>								

**B. Details of all On Farm Trial in the given format****OFT 1:-**

Crop area (in ha) : 13781

District yield (q/ha) : 22.14

State yield (q/ha) : 17.65

<b>Crop</b>	Jute
<b>Season</b>	Kharif (2026)
<b>Problem</b>	Low yield of Jute fiber.
<b>Main cause</b>	1. Severe weed infestation in jute crop during kharif season. 2. Light textured soil favours luxuriant weed growth, increases early crop-weed competition resulting in heavy yield loss (50-70%).
<b>Title of OFT</b>	<b>Assessment of weed management practices in Jute.</b>
<b>Farming situation</b>	Soil Type- Sandy Loam, Land Type- Medium, Irrigation Type- Canal and Bore well, Previous Crop- Oilseeds / Wheat
<b>Thematic area</b>	Weed Management (WM)
<b>Farmers' practice</b>	TO I (Farmers' Practice):- One hand weeding at 25- 30 DAS
<b>Technology option selected for assessment</b>	TO II:- Pendimethalin 30 EC @ 1 kg a.i. /ha as Pre- emergence. TO III:- Quizalophop Ethyl 5 EC @ 90 g a.i. /ha + Ethoxy Sulphuron 15 % WDG @ 100 g a. i./ha POE at 15- 20 DAS. TO IV:- Weedy check
<b>Source of technology</b>	BCKV, Nadia (W.B.), 2022
<b>No of trial</b>	10 (0.10 ha each)
<b>Detail of critical input</b>	Herbicides.
<b>Cost of individual critical input</b>	Rs.- 500/-
<b>Total cost of critical input</b>	Rs. 5000/-
<b>Performance indicator to be recorded</b>	Technical Indicator: - Weed count/ m <sup>2</sup> at 25 and 45 DAS, Weed control efficiency (WCE). Weed dry matter accumulation (g) / m <sup>2</sup> at 25 and 45 DAS, Plant height (cm), Basal diameter of plant (cm), Fiber yield (q/ha). Soil Testing (Before and after harvest) Economics:- Cost of cultivation, Gross Return, Net Return, B:C Ratio

**OFT 2:-**

Crop area (in ha): Rice- 80500, Maize-102000, Wheat-7500, Mungbean-2660, Potato- 5160,Groundnut:- 20

District yield (q/ha): Rice- 21.77, Maize-94.12, Wheat-30.78, Mungbean-5.86, Potato-268.5, Groundnut:- 18

<b>Crop</b>	Rice based cropping system
<b>Season</b>	Kharif- Rabi- Summer (2026)
<b>Problem</b>	Low productivity & profitability of Rice based cropping system
<b>Main cause</b>	Rice- maize cropping system is more remunerative but exhaustive system for intake of nutrients particularly N & P in maize consequently farmers apply high nutrient dose of N & P (250:140 kg/ha) which increases cost of cultivation. Nutrient imbalance and gradually deteriorating soil health causes low system productivity and profitability.
<b>Title of OFT</b>	<b>Assessment of different cropping systems for increasing productivity and profitability.</b>
<b>Farming situation</b>	Soil Type- Sandy Loam, Land Type- Medium Land, Irrigation Type- Bore well, Previous Crop- Rice- maize cropping system
<b>Thematic area</b>	Integrated Crop Management (ICM)
<b>Farmers' practice</b>	TO I (Farmers' Practice):- Rice- Maize
<b>Technology option selected for assessment</b>	TO II:- Rice (S. Harshit/ Short Duration) – Wheat (DBW 187/ HD 2967) - Mungbean (Shikha) TO III:- Rice (Sabour Harshit)- Potato (K. Khyati) - Groundnut (K 1812)
<b>Source of technology</b>	BAU Sabour (2018) & IIPR, Kanpur (2021)
<b>No of trial</b>	10 (0.10 ha each)
<b>Detail of critical input</b>	Groundnut Seed, Rice Seed, Seed treatment materials
<b>Cost of individual critical input</b>	Rs. 1500/-
<b>Total cost of critical input</b>	Rs. 15000/-
<b>Performance indicator to be recorded</b>	Technical Indicator- Component crop Yield (q/ha), System Equivalent yield (q/ha) Days to physiological maturity. Performance indicators of different cropping system - Land Use Efficiency % (LUE), Physical productivity (Kg/ha/day), Total System Productivity (q/ha), Total System profitability (Rs/ha), Relative economic efficiency (%). Soil Testing (Before and after harvest for each crop) Economics:- Cost of cultivation, Gross Return, Net Return, B:C Ratio)

**OFT 3:-**

Crop area (in ha) : 58  
 District yield (q/ha) : 440  
 State yield (q/ha) : 100.80

<b>Crop</b>	Chilli
<b>Season</b>	Rabi 2026-27
<b>Problem</b>	Low yield of chilli in rabi season
<b>Main cause</b>	Flower drop and poor fruit setting upto the extent of 50 %
<b>Title of OFT</b>	<b>Assessment of plant growth regulator (PGR) application on flower drop and fruit setting in chilli</b>
<b>Farming situation</b>	Soil type- Sandy Loam, Land type-Medium, Irrigation type-Irrigated, Previous crop- Okra
<b>Thematic area</b>	Integrated Nutrient Management (INM)
<b>Farmers' practice</b>	TO I (Farmers' Practice):- (No use of PGR)
<b>Technology option selected for assessment</b>	TO II:- Spray of Naphthalene Acidic Acid (NAA) @25 PPM TO III:- Spray of Naphthalene Acidic Acid (NAA) @50 PPM (First spraying at 30 DAT and second spray at flowering stage 50 DAT)
<b>Source of technology</b>	BAU Sabour (2021)
<b>No of trial</b>	10 (0.5 ha)
<b>Detail of critical input</b>	Naphthalene Acidic Acid (NAA)
<b>Cost of individual critical input</b>	Rs. 500 /-
<b>Total cost of critical input</b>	Rs. 5000 /-
<b>Performance indicator to be recorded</b>	Days to 50 % flowering, No. of flower drop / plant, Avg. No. of fruits / Plant, Avg. fruit weight / plant, Yield (q/ha), Economics:- Cost of cultivation, Goss Return, Net return, B:C Ratio

**OFT 4:-**

Crop area (in ha) : 5160  
 District yield (q/ha) : 268.50  
 State yield (q/ha) : 247.20

<b>Crop</b>	Potato
<b>Season</b>	Rabi 2026-27
<b>Problem</b>	Low productivity of potato
<b>Main cause</b>	Imbalanced nutrient use in potato causes poor production of potato tuber
<b>Title of OFT</b>	<b>Assessment of nutrient management practices in potato</b>
<b>Farming situation</b>	Soil type- Sandy Loam, Land type-Medium, Irrigation type-Irrigated, Previous crop-Rice
<b>Thematic area</b>	Integrated Nutrient Management (INM)
<b>Farmers' practice</b>	TO I (Farmers' Practice):- RDF (150:90:120 kg N:P:K / ha)
<b>Technology option selected for assessment</b>	TO II:- RDF 50 % + 50 % Vermicompost (25-30 q/ha) TO III:- RDF 75 % + 25 % Rotten water hyacinth (2.5-5 q/ha) Compost analyzed report (N 1.5-3.7 %, P 0.5-2.8 %, K 2.5-4.0 %, JISCAR -2025, 43(1), Kerala Agril. Univ.).
<b>Source of technology</b>	ICAR-CPRI Shimla (2004-05)
<b>No of trial</b>	10 (0.25 ha)
<b>Detail of critical input</b>	Farmer Share / Labour charge
<b>Cost of individual critical input</b>	Rs. 500/-
<b>Total cost of critical input</b>	Rs. 5000/-
<b>Performance indicator to be recorded</b>	Soil Testing before and after harvest (pH, EC, OC & NPK), Yield and yield attributes, Economics:- Cost of cultivation, Gross return, Net return, B:C Ratio.

**OFT 5:-**

Crop area in ha : 1200  
 District Yield (Q/ha) : 205.10  
 State yield (Q/ha) : 173.30

<b>Crop</b>	Cabbage
<b>Season</b>	Rabi 2026-27
<b>Problem</b>	Low Water Productivity leads to higher cost of Cultivation of cabbage
<b>Main cause</b>	Traditional flood irrigation causes 30-50 % excess water use and 20-25 % nutrient loss resulting in 15-20 % lower water use efficiency thereby increasing irrigation cost and overall cost of cultivation
<b>Title of OFT</b>	<b>Assessment of Broad Bed Planting System in Cultivation of Rabi Cabbage.</b>
<b>Farming situation</b>	Soil Type- Sandy Loam, Land Type- Medium Land, Irrigation Type- Boring Previous Crop- Kharif Chilli
<b>Thematic area</b>	Resource conservation technology (RCT)
<b>Farmers' practice</b>	TO I (Farmers' Practice): - Single row planting
<b>Technology option selected for assessment</b>	TO II: -: Broad bed paired row system (60×45 cm) TO III: - Broad bed (1.2m) triple row system (60×45 cm)
<b>Source of technology</b>	TNAU, Coimbatore (2022)
<b>No of trial</b>	10 (1.0 ha)
<b>Detail of critical input</b>	Machine support
<b>Cost of individual critical input</b>	Rs. – 750/
<b>Total cost of critical input</b>	Rs. 7500/-
<b>Performance indicator to be recorded</b>	Cost of Cultivation Field capacity (ha/h) No. of Irrigation Water Use Efficiency (WUE) Crop Yield (q/ha) Economics:- Cost of cultivation, Gross return, Net return, B:C Ratio

**OFT 6:-**

Crop area in ha : 102000

District Yield (Q/ha) : 94.12

State yield (Q/ha) : 64.56

<b>Crop</b>	Maize
<b>Season</b>	Rabi 2026-27
<b>Problem</b>	Labour intensive, high cost of operation for maize sowing methods
<b>Main cause</b>	Lack of Mechanization in Maize sowing
<b>Title of OFT</b>	<b>Assessment of sowing methods of Maize</b>
<b>Farming situation</b>	Soil Type- Sandy Loam Land Type- Medium Land Irrigation Type- Irrigated (Boring) Previous Crop- Green Gram
<b>Thematic area</b>	Farm Mechanization
<b>Farmer practice</b>	TO I (Farmers' Practice): - Manual line sowing (50x15cm)
<b>Technology option selected for assessment</b>	TO II: - Sowing on raised bed by tractor- drawn maize planter (60x25cm) TO III: - sowing on raised bed by Bund former and rotary dibbler
<b>Source of technology</b>	CIAE, Bhopal (2020)
<b>No of trial</b>	10 (1.0 ha)
<b>Detail of critical input</b>	Machine support
<b>Cost of individual critical input</b>	Rs. - 600/
<b>Total cost of critical input</b>	Rs. 6000/
<b>Performance indicator to be recorded</b>	Cost of operation Field capacity (ha/h) Field efficiency (%) Crop Yield (q/ha) Economics:- Cost of cultivation, Gross return, Net return, B:C Ratio

**OFT 7:-**

Crop area in ha : 80500

District Yield (Q/ha) : 21.77

State yield (Q/ha) : 26.83

<b>Crop</b>	Paddy
<b>Season</b>	Kharif 2026
<b>Problem</b>	Low Yield of Paddy in Rainfed low land ecology
<b>Main cause</b>	1. The rainfed low land paddy are frequently subjected to waterlogged situation due to flood from Kosi and remains inundated for 15-20 days causing damage to crop; 2. Lack of High Yielding Variety for waterlogged condition
<b>Title of OFT</b>	<b>Assessment of High Yielding varieties of Paddy in lowland Rainfed waterlogged ecosystem</b>
<b>Farming situation</b>	Soil Type- Sandy Loam, Land Type- Medium Land, Irrigation Type- Irrigated (Boring), Previous Crop- Green Gram
<b>Thematic area</b>	Varietal Evaluation
<b>Farmers' practice</b>	TO I (Farmers' Practice): - BB-11 (145-150)
<b>Technology option selected for assessment</b>	TO II: - Sabour Shree sub-1 (140-145 days) TO III: - Sabour Vibhuti (135-140) TO IV: Sabour Sampanna (145-155 days)
<b>Source of technology</b>	BAU, Sabour (2025 & 2018)
<b>No of trial</b>	10 (1.0 ha)
<b>Detail of critical input</b>	Seed
<b>Cost of individual critical input</b>	Rs. 1000/-
<b>Total cost of critical input</b>	Rs. 10000/-
<b>Performance indicator to be recorded</b>	Plant height/ Growth Characters, Yield and yield attributes Days of inundation Economics:- Cost of cultivation, Gross return, Net return, B:C Ratio

**OFT 8:-**

Crop area in ha : 102000

District Yield (Q/ha) : 94.12

State yield (Q/ha) : 64.56

<b>Crop</b>	Maize
<b>Season</b>	Rabi
<b>Problem</b>	Reduction in yield of rabi maize
<b>Main cause</b>	Occurrence of Stalk rot in maize
<b>Title of OFT</b>	<b>Assessment of stalk rot management practices in rabi maize</b>
<b>Farming situation</b>	Soil Type- Sandy Loam, Land Type- Medium Land, Irrigation Type- Bore well, Previous Crop-Paddy
<b>Thematic area</b>	Integrated Disease Management (IDM)
<b>Farmers' practice</b>	TO I:-Spraying of fungicide (Carbendazim)
<b>Technology option selected for assessment</b>	TO II:- Soil drenching with bleaching powder (4 kg/ 1000 l) at lower part of maize stalk in two stages (10 Days before and after tasseling)  TO III:- Spraying of streptocycline + copper oxychloride 50 WP @ 2 gm /lit water during knee height, 15 days before and after tasseling.
<b>Source of technology</b>	IARI, Pusa, New, Delhi
<b>No of trial</b>	10
<b>Detail of critical input</b>	Bleaching powder, streptocycline, copper oxychloride 50 WP
<b>Cost of individual critical input</b>	Rs. 1000/-
<b>Total cost of critical input</b>	Rs. 10000/-
<b>Performance indicator to be recorded</b>	Yield (q/ha) Disease incidence percentage Economic :- Cost of cultivation, Gross Return, Net Return, B:C Ratio

**OFT 9:-**

Crop area in ha : 125  
 District Yield (Q/ha) : 220  
 State yield (Q/ha) : 185.40

<b>Crop</b>	Tomato
<b>Season</b>	Rabi 2026-27
<b>Problem</b>	In-discriminate use of chemical pesticides in Tomato cultivation by the farmers
<b>Main cause</b>	Non adoption of bio- insecticides control measures
<b>Title of OFT</b>	<b>Assessment of Bio-intensive management practices for major pests in Rabi Tomato</b>
<b>Farming situation</b>	Soil Type- Sandy Loam, Land Type- Medium Land, Irrigation Type- Bore well, Previous Crop- Okra
<b>Thematic area</b>	Bio control of pests and diseases
<b>Farmers' practice</b>	T.O. I (Farmers practice): Use of chemical pesticides
<b>Technology option selected for assessment</b>	T.O. II: Application of Bio-consortia of IHR (Soil application) Seed treatment by <i>P. fluorescens</i> @ 10g/kg Nursery bed treatment by <i>P. fluorescens</i> @ 20g/m <sup>2</sup> Soil application of <i>P. fluorescens</i> @ 5 kg/ha mixed with 500 kg Vermi-compost at 30 DAT. Spray of <i>HNPV</i> @ 250 LE/ha T.O. III: Application of Bio-consortia of IARI (Soil application) Seed treatment by <i>Trichoderma viride</i> @10g/kg Nursery bed treatment by <i>Trichoderma viride</i> @ 20g/m <sup>2</sup> , Soil application of <i>Trichoderma viride</i> @ 5kg/ha mixed with 500 kg Vermi-compost at 30 DAT. Spray of <i>HNPV</i> @ 250 LE/ha
<b>Source of technology</b>	ICAR, Pusa New, Delhi
<b>No of trial</b>	10
<b>Detail of critical input</b>	Bio- consortia, Bio-Control Agents
<b>Cost of individual critical input</b>	Rs. 1000/-
<b>Total cost of critical input</b>	Rs. 10000/-
<b>Performance indicator to be recorded</b>	Yield (q/ha) Disease & pest incidence, No. of wilted plants, Insect Population / plant, Economic :- Cost of cultivation, Gross Return, Net Return, B:C Ratio

**Note: Each OFT detail should be given in the format**

### 3.2 Frontline Demonstrations

#### A. Details of FLDs to be organized -

Sl. No.	Crop	Thematic area	Technology for demonstration	Critical inputs	Season and year	Area (ha)	No. of farmers/ demon.	Parameters identified (Yield related attributes, yield economics and farmers' perception)
1	Jute	INM	Consortia	Consortia	Kharif 2026	5.00	15	(I) Technical indicator- Yield (q/ha) (II) Economic indicator -Gross Cost, Net Return, BC Rati (III) Farmer Feedback-
2	Wheat	INM	Waste Decomposer	Waste Decomposer	Rabi 2026-27	5.00	15	(I) Technical indicator- (II) Economic indicator: Cost of cultivation, Net return, B:C Ratio (III) Farmer Feedback-
3	Baby Corn	Crop Diversification	G-5414	Seed + Seed Treatment	Rabi 2026-27	3.00	15	(IV) Technical indicator- Yield, Plant height, cob size., Soil analysis (Soil Health status before and after) (V) Economic indicator: Cost of cultivation, Net return, B:C Ratio (VI) Farmer Feedback-
4	Wheat	ICM	DBW-187	Seed + Seed Treatment	Rabi 2025-26	5.00	15	(I) Technical indicator- Yield attributing characters, Soil analysis (Soil Health status before and after) (II) Economic indicator: Cost of cultivation, Net return, B:C Ratio (III) Farmer Feedback-
5	Lentil	INM	18:18:18 N:P:K WS	WS Fertilizer	Rabi 2026-27	3.00	10	(I) Technical indicator- Yield & Attributes, Soil Test (II) Economic indicator- Gross cost, Net Return, BC Ration (III) Farmer Feedback-
6	Mango	IPM	Biological Control of Insect Pest	Pheromone Trap	Rabi 2026-27	2.00	10	(I) Technical indicator- Pest Incidence %, Yield (q/ha) (II) Economic indicator –Gross Cost, Net Return, BC Ratio (IV) Farmer Feedback-
7	Nutri-gardens	Household food security by kitchen gardening and nutrition gardening	Vegetable seeds/Seedlings	Seed + Seed Treatment	Kharif/ Rabi/ Summer 2026-27	25 Unit	25	(IV) Technical indicator- Yield (V) Economic indicator -Gross Cost, Net Return, BC Ratio (VI) Farmer Feedback-
8	Mushroom	Mushroom Production	Oyster Mushroom	Mushroom Spawn	Rabi 2026-27	25 Unit	25	(I) Technical indicator- Yield of mushroom and health improvement (II) Economic indicator –Gross Cost, Net Return, BC Ratio (III) Farmer Feedback-
9	Mango	Water management	Tephrosia seed	Tephrosia seed	Rabi 2026-27	2.00	20	(I) Technical indicator- Yield / tree, Moisture % (Periodically from Nov 1 <sup>st</sup> week), Avg. fruit weight (gm) (II) Economic indicator -Gross Cost, Net Return, B:C Ratio (III) Farmer Feedback-
<b>Total</b>						<b>25 ha 50 Unit</b>	<b>150</b>	

#### Sponsored Demonstration

Crop	Area (ha)	No. of farmers
Summer Paddy	1.0	5

**B. Extension and Training activities under FLDs**

S. No.	Activity	No. of activities	Month	Number of participants
1	Farmers Training	18		450
2	Field days	9		225
3	Media coverage	18		Mass
4	Training for extension functionaries	9		225

**C. Details of FLD on Enterprises**

**(i) Farm Implements**

Name of the implement	Crop	Season and year	No. of farmers	Area (ha)	Critical inputs	Performance parameters / indicators

**(ii) Livestock Enterprises**

Enterprise	Breed	No. of farmers	No. of animals, poultry birds/ha. etc.	Critical inputs	Performance parameters / indicators

**Details of all FLD in the given format**

**FLD 1:-**

Crop area in ha : 13781

District Yield (Q/ha) : 22.14

State yield (Q/ha) : 17.65

Title of FLD	Demonstration of different retting methods of jute with microbial consortia (CRIJAF SONA)		
Season & Year	Kharif 2026		
Main Problem	Low yield and quality of Jute fibre		
Main cause of problem	Farmers are using whole Jute plant in ponds/ running water for retting. But farmers leaving cultivation due to unavailability of nearby ponds/running water and longtime taken for retting (18-21 days)		
Full detail of farmer's Practice	Retting of whole jute plant in ponds/running water		
Full detail of technology to be demonstrated	Retting of whole jute plant in 1m deep 6.5 m wide earthen embankment with microbial consortium		
Source of Technology	ICAR- CRIJAF, Kolkata (2019)		
Name of the Technology	Retting of Jute with microbial consortia (CRIJAF SONA)		
Thematic area	Integrated Crop Management (ICM)		
Name of villages	Kachnahar, Hasi, Katheli		
Farming situation	Soil type- Sandy loam, Land type-Medium to Upland having proper, drainage facility, Irrigation type-Irrigated Previous crop- Rabi maize		
Area (ha)/Unit (No.)	5	No of farmers	15
Performance indicator	<p><b>Technological observations-</b> Soil analysis (Soil Health status before and after), Days taken in retting (After harvesting), Yield (q/ha)</p> <p><b>Economic indicators:</b> Gross return, Net return, B:C Ratio</p> <p><b>Farmers' Feedback-</b></p>		

**FLD 2:-**

Crop area in ha : 7500  
 District Yield (Q/ha) : 30.78  
 State yield (Q/ha) : 29.50

Title of FLD	<b>Demonstration of crop residue management in rice-wheat cropping system</b>		
Season & Year	Rabi 2026-27		
Main Problem	Low productivity of wheat		
Main cause of problem	Crop stubbles used by farmers for their fuel and domestic use		
Full detail of farmer's Practice	No use of crop residue in soil		
Full detail of technology to be demonstrated	Waste decomposer		
Source of Technology	ICAR- IARI Pusa (2023)		
Name of the Technology	Waste Decomposer		
Thematic area	Integrated Nutrient Management (INM)		
Name of villages	Chak, Mahiyarpur, Bisantha		
Farming situation	Soil type- Sandy Loam, Land type-Medium, Irrigation type-Irrigated, Previous crop-Rice		
Area (ha)/Unit (No.)	5	No of farmers	15
Performance indicator	(i) Technical indicator- Crop Residue Incorporation (Ton), Soil Testing before and after harvest (pH, EC, OC & NPK), No. of effective tillers per meter square, 1000 grain weight, Grain Yield (q/ha), Straw yield, (ii) Economic indicator: Cost of cultivation, Net return, B:C Ratio. (iii) Farmer Feedback-		

**FLD 3:-**

Crop area in ha : 102000

District Yield (Q/ha) : 94.12

State yield (Q/ha) : 64.56

Title of FLD	Demonstration of Baby-corn		
Season & Year	Rabi 2026-27		
Main Problem	Rabi Maize is traditional crop and farmers get less benefit with regard to the price they invest in the crop		
Main cause of problem	Long duration rabi maize crop and farmers get lower rate of their produce in the local market		
Full detail of farmer's Practice	Long duration hybrid rabi maize		
Full detail of technology to be demonstrated	G-5414 with maturity duration of 55-60 days and market access, Seed rate-20-25 kg/ha, Fertilizer- RDF (150:60:40) N:P:K, Spacing- 60 x15 cm		
Source of Technology with year	Hybrid (Syngenta)		
Name of the Technology	G-5414 variety of baby corn maize		
Thematic area	Crop Diversification		
Name of villages	Satdov, Hafaniya		
Farming situation	Irrigated upland, Soil- Sandy to sandy loam, Previous crop- Paddy, Vegetable, Til		
Area (ha)/Unit (No.)	3 ha	No of farmers	15
Performance indicator	(I) Technical indicator- Yield, Plant height, cob size., Soil analysis (Soil Health status before and after) (II) Economic indicator: Cost of cultivation, Net return, B:C Ratio. (III) Farmer Feedback-		

**FLD 4:-**

Crop area in ha : 7500  
 District Yield (Q/ha) : 30.78  
 State yield (Q/ha) : 29.50

Title of FLD	Demonstration of High yielding Bio-fortified wheat		
Season & Year	Rabi 2026-27		
Main Problem	Traditionally growing cultivars are long duration having low yield and low nutrient content		
Main cause of problem	Use of old and disease susceptible and low nutrient content varieties		
Full detail of farmer's Practice	Local variety with low yield and lacking any nutrient		
Full detail of technology to be demonstrated	High Yielding bio-fortified wheat DBW-187, Seed rate- 125 kg/ha, Fertilizer- RDF (120:60:40) N:P:K, Spacing- 20 cm (R-R)		
Source of Technology	IIWBR Karnal (2021)		
Name of the Technology	DBW-187		
Thematic area	Varietal Evaluation		
Name of villages	Hafaniya, Ekamba		
Farming situation	Irrigated medium upland, Soil- Sandy to sandy loam, Previous crop- Paddy		
Area (ha)/Unit (No.)	5 ha	No of farmers	15
Performance indicator	(I) Technical indicator- Yield attributing characters, Soil analysis (Soil Health status before and after) (II) Economic indicator: Cost of cultivation, Net return, B:C Ratio (III) Farmer Feedback-		

**FLD 5:-**

Crop area in ha : 1919.40

District Yield (Q/ha) : 12.69

State yield (Q/ha) : 9.54

Title of FLD	Demonstration of WS Fertilizer N:P:K 18:18:18 in integration with other fertilizers on the yield of lentil		
Season & Year	Rabi 2026-27		
Main Problem	Low yield of lentil		
Main cause of problem	Injudicious and imbalance use of chemical fertilizers, farmers still not using bio fertilizers for seed treatment to exploit potentiality.		
Full detail of farmer's Practice	Seed treatment + RDF (N-20,P <sub>2</sub> O <sub>5</sub> -50) kg/ha		
Full detail of technology to be demonstrated	Seed treatment with PSB +Rhizobium + 50 % RDF +WS 18:18:18 @ 5 gm /liter of water single spray at flowering stage.		
Source of Technology with year	ICAR –RCER Patna (2021)		
Name of the Technology	WS 18:18:18 @ 5 gm /litre of water single spray at flowering stage		
Thematic area	Integrated Crop Management (ICM)		
Name of villages	Sapa, Hasi, Begumpur		
Farming situation	Soil Type- Sandy Loam, Land Type- Medium Land, Irrigation Type- Bore well Previous Crop- Rice		
Area (ha)/Unit (No.)	3	No of farmers	10
Performance indicator	(I) Technical indicator- Yield & Attributes, Soil Test (II) Economic indicator- Gross cost, Net Return, BC Ration (III) Farmer Feedback-		

**FLD 6:-**

Crop area in ha : 2650

District Yield (Q/ha) : 122

State yield (Q/ha) :

Title of FLD	Demonstration of Fruit fly pheromone trap in mango		
Season & Year	Rabi 2026-27		
Main Problem	Quality deterioration & yield reduction in mango		
Main cause of problem	Fruit fly infestation in mango fruit		
Full detail of farmer's Practice	Spray of chemical insecticide		
Full detail of technology to be demonstrated	Pheromone trap and lure 25 Unit / ha		
Source of Technology with year	BAU Sabour (2015)		
Name of the Technology	Management of fruit fly in mango through Pheromone trap		
Thematic area	Integrated pest management (IPM)		
Name of villages	Hasi, Rahika, Katheli		
Farming situation	Soil Type- Sandy Loam, Land Type- Medium Land, Irrigation Type- Bore well Previous Crop- Mango		
Area (ha)/Unit (No.)	2	No of farmers	10
Performance indicator	(I) Technical indicator- No. of adults of fruit fly / trap, No. of damaged fruit/ plant, Yield (q/ha) (II) Economic indicator – Gross cost, Net Return, BC Ration (III) Farmer Feedback-		

**FLD 7:-**

Crop area in ha :

District Yield (Q/ha) :

State yield (Q/ha) :

Title of FLD	Demonstration of Nutri-garden		
Season & Year	Kharif/Rabi/ Summer 2026-27		
Main Problem	prevalent Malnutrition amongst rural mass		
Main cause of problem	Limited expansion of Nutri-garden / poor nutrient intake		
Full detail of farmer's Practice	Traditional fooding habit		
Full detail of technology to be demonstrated	Package demonstration of Nutri Garden (Vegetable Seeds & Seedlings, Fruit Plants) in backyard		
Source of Technology with year	BAU Sabour		
Name of the Technology	Nutri Garden		
Thematic area	Food & Nutrition		
Name of villages	Katheli, Bhatheli		
Farming situation	Homestead		
Area (ha)/Unit (No.)	25 Unit	No of farmers	25
Performance indicator	(I) Technical indicator- Yield (II) Economic indicator -Gross Cost, Net Return, B:C Ratio (III) Farmer Feedback-		

**FLD 8:-**

Crop area in ha :

District Yield (Q/ha) :

State yield (Q/ha) :

Title of FLD	Demonstration of Oyster Mushroom		
Season & Year	Rabi 2026-27		
Main Problem	Poor income & prevalent Malnutrition amongst rural mass		
Main cause of problem	Poor small and marginal farmers/Limited area expansion		
Full detail of farmer's Practice	Scattered limited cultivation of oyster mushroom		
Full detail of technology to be demonstrated	Oyster/ Button Mushroom Production		
Source of Technology with year	Dr. RPCAU Pusa		
Name of the Technology	Mushroom		
Thematic area	Mushroom Production		
Name of villages	Katheli Bhatheli		
Farming situation	Homestead		
Area (ha)/Unit (No.)	25 Unit	No of farmers	25
Performance indicator	(I) Technical indicator- Yield of mushroom and health improvement (II) Economic indicator –Gross Cost, Net Return, BC Ratio (III) Farmer Feedback-		

**FLD 9:-**

Crop area in ha : 2650

District Yield (Q/ha) : 122

State yield (Q/ha) :

Title of FLD	Demonstration of mulching material in mango		
Season & Year	Rabi 2026-27		
Main Problem	Low yield of mango fruit		
Main cause of problem	Moisture scarcity in the root zone of mango plant		
Full detail of farmer's Practice	No mulching		
Full detail of technology to be demonstrated	Tephrosia leaf mulch		
Source of Technology with year	ICAR-RCER Patna		
Name of the Technology	Tephrosia leaf mulch		
Thematic area	Water management		
Name of villages	Katheli, Bhatheli		
Farming situation	Soil Type-Sandy Loam, Land type- Medium, Irrigation type-Irrigated, Previous crop-Mango		
Area (ha)/Unit (No.)	2.00 ha	No of farmers	20
Performance indicator	(IV) Technical indicator- Yield / tree, Moisture % (Periodically from Nov 1 <sup>st</sup> week), Avg. fruit weight (gm) (V) Economic indicator -Gross Cost, Net Return, B:C Ratio (VI) Farmer Feedback-		

**Note: Each FLD detail should be given in the format**

### 3.3 Training (Including the sponsored and FLD training programmes):

#### A) ON Campus **Note: 25 participants per training**

Thematic Area	No. of Courses	No. of Participants						Grand Total
		Others			SC/ST			
		Male	Female	Total	Male	Female	Total	
<b>(A) Farmers &amp; Farm Women</b>								
<b>I Crop Production</b>								
Weed Management	1	9	6	15	5	5	10	25
Resource Conservation Technologies	0	0	0	0	0	0	0	0
Cropping Systems	0	0	0	0	0	0	0	0
Crop Diversification	2	18	12	30	10	10	20	50
Site specific nutrient management	1	9	6	15	5	5	10	25
Integrated Farming	0	0	0	0	0	0	0	0
Water management	0	0	0	0	0	0	0	0
Seed production	3	27	18	45	15	15	30	75
Nursery management	0	0	0	0	0	0	0	0
Integrated Crop Management	3	27	18	45	15	15	30	75
Fodder production	0	0	0	0	0	0	0	0
Production of organic inputs	0	0	0	0	0	0	0	0
Natural farming	0	0	0	0	0	0	0	0
<b>Sub Total</b>	<b>10</b>	<b>90</b>	<b>60</b>	<b>150</b>	<b>50</b>	<b>50</b>	<b>100</b>	<b>250</b>
<b>II Horticulture</b>								
<b>a) Vegetable Crops</b>								
				0				
Production of low volume and high value crops	0	0	0	0	0	0	0	0
Off-season vegetables	0	0	0	0	0	0	0	0
Nursery raising	0	0	0	0	0	0	0	0
Exotic vegetables like Broccoli	0	0	0	0	0	0	0	0
Export potential vegetables	0	0	0	0	0	0	0	0
Grading and standardization	1	9	6	15	5	5	10	25
Protective cultivation (Green Houses, Shade Net etc.)	1	9	6	15	5	5	10	25
Natural farming	0	0	0	0	0	0	0	0
				0				
<b>b) Fruits</b>								
				0				
Training and Pruning	0	0	0	0	0	0	0	0
Layout and Management of Orchards	0	0	0	0	0	0	0	0
Cultivation of Fruit	0	0	0	0	0	0	0	0
Management of young plants/orchards	1	9	6	15	5	5	10	25
Rejuvenation of old orchards	0	0	0	0	0	0	0	0
Export potential fruits	0	0	0	0	0	0	0	0
Micro irrigation systems of orchards	0	0	0	0	0	0	0	0
Plant propagation techniques	0	0	0	0	0	0	0	0

<b>c) Ornamental Plants</b>	0	0	0	0	0	0	0	0
Nursery Management	1	9	6	15	5	5	10	25
Management of potted plants	0	0	0	0	0	0	0	0
Export potential of ornamental plants	0	0	0	0	0	0	0	0
Propagation techniques of Ornamental Plants	0	0	0	0	0	0	0	0
<b>d) Plantation crops</b>				0			0	0
Production and Management technology	1	9	6	15	5	5	10	25
Processing and value addition	0	0	0	0	0	0	0	0
<b>e) Tuber crops</b>				0			0	0
Production and Management technology	0	0	0	0	0	0	0	0
Processing and value addition	0	0	0	0	0	0	0	0
<b>f) Spices</b>	0	0	0	0	0	0	0	0
Production and Management technology	0	0	0	0	0	0	0	0
Processing and value addition	0	0	0	0	0	0	0	0
<b>g) Medicinal and Aromatic Plants</b>				0			0	0
Nursery management	0	0	0	0	0	0	0	0
Production and management technology	0	0	0	0	0	0	0	0
Post harvest technology and value addition	0	0	0	0	0	0	0	0
<b>Sub Total</b>	<b>5</b>	<b>45</b>	<b>30</b>	<b>75</b>	<b>25</b>	<b>25</b>	<b>50</b>	<b>125</b>
<b>III Soil Health and Fertility Management</b>				0			0	0
Soil fertility management	1	9	6	15	5	5	10	25
Soil and Water Conservation	0	0	0	0	0	0	0	0
Integrated Nutrient Management	1	9	6	15	5	5	10	25
Production and use of organic inputs	1	9	6	15	5	5	10	25
Management of Problematic soils	0	0	0	0	0	0	0	0
Micro nutrient deficiency in crops	1	9	6	15	5	5	10	25
Nutrient Use Efficiency	0	0	0	0	0	0	0	0
Soil and Water Testing	1	9	6	15	5	5	10	25
<b>Sub Total</b>	<b>5</b>	<b>45</b>	<b>30</b>	<b>75</b>	<b>25</b>	<b>25</b>	<b>50</b>	<b>125</b>
<b>IV Livestock Production and Management</b>				0			0	0
Dairy Management	0	0	0	0	0	0	0	0
Poultry Management	0	0	0	0	0	0	0	0
Piggery Management	0	0	0	0	0	0	0	0
Rabbit Management/goat	0	0	0	0	0	0	0	0
Disease Management	0	0	0	0	0	0	0	0
Feed management	0	0	0	0	0	0	0	0

Production of quality animal products	0	0	0	0	0	0	0	0
<b>Sub Total</b>	<b>0</b>	<b>0</b>	<b>0</b>	<b>0</b>	<b>0</b>	<b>0</b>	<b>0</b>	<b>0</b>
<b>V Home Science/Women empowerment</b>				0			0	0
Household food security by kitchen gardening and nutrition gardening	0	0	0	0	0	0	0	0
Design and development of low/minimum cost diet	0	0	0	0	0	0	0	0
Designing and development for high nutrient efficiency diet	0	0	0	0	0	0	0	0
Minimization of nutrient loss in processing	0	0	0	0	0	0	0	0
Gender mainstreaming through SHGs	0	0	0	0	0	0	0	0
Storage loss minimization techniques	0	0	0	0	0	0	0	0
Value addition	0	0	0	0	0	0	0	0
Income generation activities for empowerment of rural Women	0	0	0	0	0	0	0	0
Location specific drudgery reduction technologies	0	0	0	0	0	0	0	0
Rural Crafts	0	0	0	0	0	0	0	0
Women and child care	0	0	0	0	0	0	0	0
<b>Sub Total</b>	<b>0</b>	<b>0</b>	<b>0</b>	<b>0</b>	<b>0</b>	<b>0</b>	<b>0</b>	<b>0</b>
<b>VI Agril. Engineering</b>				0			0	0
Installation and maintenance of micro irrigation systems	2	18	12	30	10	10	20	50
Use of Plastics in farming practices	1	9	6	15	5	5	10	25
Production of small tools and implements	0	0	0	0	0	0	0	0
Repair and maintenance of farm machinery and implements	2	18	12	30	10	10	20	50
Small scale processing and value addition	0	0	0	0	0	0	0	0
Post Harvest Technology	0	0	0	0	0	0	0	0
<b>Sub Total</b>	<b>5</b>	<b>45</b>	<b>30</b>	<b>75</b>	<b>25</b>	<b>25</b>	<b>50</b>	<b>125</b>
<b>VII Plant Protection</b>				0			0	0
Integrated Pest Management	2	18	12	30	10	10	20	50
Integrated Disease Management	2	18	12	30	10	10	20	50
Bio-control of pests and diseases	1	9	6	15	5	5	10	25
Production of bio control agents and bio pesticides	0	0	0	0	0	0	0	0
<b>Sub Total</b>	<b>5</b>	<b>45</b>	<b>30</b>	<b>75</b>	<b>25</b>	<b>25</b>	<b>50</b>	<b>125</b>
<b>VIII Fisheries</b>				0			0	0
Integrated fish farming	0	0	0	0	0	0	0	0
Carp breeding and hatchery management	0	0	0	0	0	0	0	0

Carp fry and fingerling rearing	0	0	0	0	0	0	0	0
Composite fish culture	0	0	0	0	0	0	0	0
Hatchery management and culture of freshwater prawn	0	0	0	0	0	0	0	0
Breeding and culture of ornamental fishes	0	0	0	0	0	0	0	0
Portable plastic carp hatchery	0	0	0	0	0	0	0	0
Pen culture of fish and prawn	0	0	0	0	0	0	0	0
Shrimp farming	0	0	0	0	0	0	0	0
Edible oyster farming	0	0	0	0	0	0	0	0
Pearl culture	0	0	0	0	0	0	0	0
Fish processing and value addition	0	0	0	0	0	0	0	0
<b>Sub Total</b>	<b>0</b>	<b>0</b>	<b>0</b>	<b>0</b>	<b>0</b>	<b>0</b>	<b>0</b>	<b>0</b>
<b>IX Production of Inputs at site</b>				0			0	0
Seed Production	0	0	0	0	0	0	0	0
Planting material production	0	0	0	0	0	0	0	0
Bio-agents production	0	0	0	0	0	0	0	0
Bio-pesticides production	0	0	0	0	0	0	0	0
Bio-fertilizer production	0	0	0	0	0	0	0	0
Vermi-compost production	0	0	0	0	0	0	0	0
Organic manures production	0	0	0	0	0	0	0	0
Production of fry and fingerlings	0	0	0	0	0	0	0	0
Production of Bee-colonies and wax sheets	0	0	0	0	0	0	0	0
Small tools and implements	0	0	0	0	0	0	0	0
Production of livestock feed and fodder	0	0	0	0	0	0	0	0
Production of Fish feed	0	0	0	0	0	0	0	0
<b>Sub Total</b>	<b>0</b>	<b>0</b>	<b>0</b>	<b>0</b>	<b>0</b>	<b>0</b>	<b>0</b>	<b>0</b>
<b>X Capacity Building and Group Dynamics</b>				0			0	0
Leadership development	0	0	0	0	0	0	0	0
Group dynamics	0	0	0	0	0	0	0	0
Formation and Management of SHGs/FPOs etc	0	0	0	0	0	0	0	0
Mobilization of social capital	0	0	0	0	0	0	0	0
Entrepreneurial development of farmers/youths	0	0	0	0	0	0	0	0
WTO and IPR issues	0	0	0	0	0	0	0	0
<b>Sub Total</b>	<b>0</b>	<b>0</b>	<b>0</b>	<b>0</b>	<b>0</b>	<b>0</b>	<b>0</b>	<b>0</b>
<b>XI Agro-forestry</b>				0			0	0
Production technologies	0	0	0	0	0	0	0	0
Nursery management	0	0	0	0	0	0	0	0
Integrated Farming Systems	0	0	0	0	0	0	0	0
<b>Sub Total</b>	<b>0</b>	<b>0</b>	<b>0</b>	<b>0</b>	<b>0</b>	<b>0</b>	<b>0</b>	<b>0</b>

<b>XII Others (PI. Specify)</b>	0	0	0	0	0	0	0	0
<b>TOTAL</b>	<b>30</b>	<b>270</b>	<b>180</b>	450	<b>150</b>	<b>150</b>	300	750
<b>(B) RURAL YOUTH</b>				0			0	0
Mushroom Production	2	18	12	30	10	10	20	50
Bee-keeping	2	18	12	30	10	10	20	50
Integrated farming	2	18	12	30	10	10	20	50
Seed production	5	45	30	75	25	25	50	125
Production of organic inputs	6	54	36	90	30	30	60	150
Integrated Farming (Medicinal)	0	0	0	0	0	0	0	0
Planting material production	1	9	6	15	5	5	10	25
Vermi-culture	2	18	12	30	10	10	20	50
Sericulture	0	0	0	0	0	0	0	0
Protected cultivation of vegetable crops	0	0	0	0	0	0	0	0
Commercial fruit production	0	0	0	0	0	0	0	0
Repair and maintenance of farm machinery and implements	5	45	30	75	25	25	50	125
Nursery Management of Horticulture crops	1	9	6	15	5	5	10	25
Training and pruning of orchards	2	18	12	30	10	10	20	50
Value addition	1	9	6	15	5	5	10	25
Production of quality animal products	0	0	0	0	0	0	0	0
Dairying	1	9	6	15	5	5	10	25
Sheep and goat rearing	1	9	6	15	5	5	10	25
Quail farming	0	0	0	0	0	0	0	0
Piggery	0	0	0	0	0	0	0	0
Rabbit farming	0	0	0	0	0	0	0	0
Poultry production	1	9	6	15	5	5	10	25
Ornamental fisheries	0	0	0	0	0	0	0	0
Para vets	0	0	0	0	0	0	0	0
Para extension workers	0	0	0	0	0	0	0	0
Composite fish culture	1	9	6	15	5	5	10	25
Freshwater prawn culture	0	0	0	0	0	0	0	0
Shrimp farming	0	0	0	0	0	0	0	0
Pearl culture	0	0	0	0	0	0	0	0
Cold water fisheries	0	0	0	0	0	0	0	0
Fish harvest and processing technology	1	9	6	15	5	5	10	25
Fry and fingerling rearing	0	0	0	0	0	0	0	0
Small scale processing	0	0	0	0	0	0	0	0
Post Harvest Technology	0	0	0	0	0	0	0	0
Tailoring and Stitching	0	0	0	0	0	0	0	0
Rural Crafts	0	0	0	0	0	0	0	0
<b>TOTAL</b>	<b>34</b>	<b>306</b>	<b>204</b>	510	<b>170</b>	<b>170</b>	340	850

<b>(C) Extension Personnel</b>				0			0	0
Productivity enhancement in field crops	2	18	12	30	10	10	20	50
Integrated Pest Management	2	18	12	30	10	10	20	50
Integrated Nutrient management	4	36	24	60	20	20	40	100
Rejuvenation of old orchards	1	9	6	15	5	5	10	25
Protected cultivation technology	1	9	6	15	5	5	10	25
Formation and Management of SHGs	0	0	0	0	0	0	0	0
Group Dynamics and farmers organization	1	9	6	15	5	5	10	25
Information networking among farmers	0	0	0	0	0	0	0	0
Capacity building for ICT application	0	0	0	0	0	0	0	0
Care and maintenance of farm machinery and implements	4	36	24	60	20	20	40	100
WTO and IPR issues	1	9	6	15	5	5	10	25
Management in farm animals	0	0	0	0	0	0	0	0
Livestock feed and fodder production	0	0	0	0	0	0	0	0
Household food security	0	0	0	0	0	0	0	0
Women and Child care	0	0	0	0	0	0	0	0
Low cost and nutrient efficient diet designing	0	0	0	0	0	0	0	0
Production and use of organic inputs	0	0	0	0	0	0	0	0
Gender mainstreaming through SHGs	0	0	0	0	0	0	0	0
Any other (Pl. Specify)	6	54	36	90	30	30	60	150
<b>TOTAL</b>	<b>22</b>	<b>198</b>	<b>132</b>	<b>330</b>	<b>110</b>	<b>110</b>	<b>220</b>	<b>550</b>
<b>G. Total</b>	<b>86</b>	<b>774</b>	<b>516</b>	<b>1290</b>	<b>430</b>	<b>430</b>	<b>860</b>	<b>2150</b>

**B) OFF Campus Note: 25 participants per training**

Thematic Area	No. of Courses	No. of Participants						Grand Total
		Others			SC/ST			
		Male	Female	Total	Male	Female	Total	
<b>(A) Farmers &amp; Farm Women</b>								
<b>I Crop Production</b>								
Weed Management	1	9	6	15	5	5	10	25
Resource Conservation Technologies	0	0	0	0	0	0	0	0
Cropping Systems	0	0	0	0	0	0	0	0
Crop Diversification	1	9	6	15	5	5	10	25
Site specific nutrient management	1	9	6	15	5	5	10	25
Integrated Farming	0	0	0	0	0	0	0	0

Water management	2	18	12	30	10	10	20	50
Seed production	2	18	12	30	10	10	20	50
Nursery management	1	9	6	15	5	5	10	25
Integrated Crop Management	2	18	12	30	10	10	20	50
Fodder production	0	0	0	0	0	0	0	0
Production of organic inputs	0	0	0	0	0	0	0	0
Natural farming	0	0	0	0	0	0	0	0
<b>Sub Total</b>	<b>10</b>	<b>90</b>	<b>60</b>	<b>150</b>	<b>50</b>	<b>50</b>	<b>100</b>	<b>250</b>
<b>II Horticulture</b>				0			0	0
<b>a) Vegetable Crops</b>				0			0	0
Production of low volume and high value crops	1	9	6	15	5	5	10	25
Off-season vegetables	1	9	6	15	5	5	10	25
Nursery raising	1	9	6	15	5	5	10	25
Exotic vegetables like Broccoli	0	0	0	0	0	0	0	0
Export potential vegetables	0	0	0	0	0	0	0	0
Grading and standardization	0	0	0	0	0	0	0	0
Protective cultivation (Green Houses, Shade Net etc.)	0	0	0	0	0	0	0	0
Natural farming	0	0	0	0	0	0	0	0
<b>b) Fruits</b>				0			0	0
Training and Pruning	0	0	0	0	0	0	0	0
Layout and Management of Orchards	0	0	0	0	0	0	0	0
Cultivation of Fruit	0	0	0	0	0	0	0	0
Management of young plants/orchards	1	9	6	15	5	5	10	25
Rejuvenation of old orchards	0	0	0	0	0	0	0	0
Export potential fruits	0	0	0	0	0	0	0	0
Micro irrigation systems of orchards	0	0	0	0	0	0	0	0
Plant propagation techniques	0	0	0	0	0	0	0	0
<b>c) Ornamental Plants</b>				0			0	0
Nursery Management	0	0	0	0	0	0	0	0
Management of potted plants	0	0	0	0	0	0	0	0
Export potential of ornamental plants	0	0	0	0	0	0	0	0
Propagation techniques of Ornamental Plants	1	9	6	15	5	5	10	25
<b>d) Plantation crops</b>	0	0	0	0	0	0	0	0
Production and Management technology	0	0	0	0	0	0	0	0
Processing and value addition	0	0	0	0	0	0	0	0
<b>e) Tuber crops</b>	0	0	0	0	0	0	0	0

Production and Management technology	0	0	0	0	0	0	0	0
Processing and value addition	0	0	0	0	0	0	0	0
<b>f) Spices</b>	0	0	0	0	0	0	0	0
Production and Management technology	0	0	0	0	0	0	0	0
Processing and value addition	0	0	0	0	0	0	0	0
<b>g) Medicinal and Aromatic Plants</b>				0			0	0
Nursery management	0	0	0	0	0	0	0	0
Production and management technology	0	0	0	0	0	0	0	0
Post harvest technology and value addition	0	0	0	0			0	0
<b>Sub Total</b>	<b>5</b>	<b>45</b>	<b>30</b>	<b>75</b>	<b>25</b>	<b>25</b>	<b>50</b>	<b>125</b>
<b>III Soil Health and Fertility Management</b>				0			0	0
Soil fertility management	1	9	6	15	5	5	10	25
Soil and Water Conservation	0	0	0	0	0	0	0	0
Integrated Nutrient Management	0	0	0	0	0	0	0	0
Production and use of organic inputs	1	9	6	15	5	5	10	25
Management of Problematic soils	0	0	0	0	0	0	0	0
Micro nutrient deficiency in crops	1	9	6	15	5	5	10	25
Nutrient Use Efficiency	1	9	6	15	5	5	10	25
Soil and Water Testing	1	9	6	15	5	5	10	25
<b>Sub Total</b>	<b>5</b>	<b>45</b>	<b>30</b>	<b>75</b>	<b>25</b>	<b>25</b>	<b>50</b>	<b>125</b>
<b>IV Livestock Production and Management</b>				0			0	0
Dairy Management	0	0	0	0	0	0	0	0
Poultry Management	0	0	0	0	0	0	0	0
Piggery Management	0	0	0	0	0	0	0	0
Rabbit Management/goat	0	0	0	0	0	0	0	0
Disease Management	0	0	0	0	0	0	0	0
Feed management	0	0	0	0	0	0	0	0
Production of quality animal products	0	0	0	0	0	0	0	0
<b>Sub Total</b>	<b>0</b>	<b>0</b>	<b>0</b>	<b>0</b>	<b>0</b>	<b>0</b>	<b>0</b>	<b>0</b>
<b>V Home Science/Women empowerment</b>				0			0	0
Household food security by kitchen gardening and nutrition gardening	0	0	0	0	0	0	0	0
Design and development of low/minimum cost diet	0	0	0	0	0	0	0	0
Designing and development for high nutrient efficiency diet	0	0	0	0	0	0	0	0

Minimization of nutrient loss in processing	0	0	0	0	0	0	0	0
Gender mainstreaming through SHGs	0	0	0	0	0	0	0	0
Storage loss minimization techniques	0	0	0	0	0	0	0	0
Value addition	0	0	0	0	0	0	0	0
Income generation activities for empowerment of rural Women	0	0	0	0	0	0	0	0
Location specific drudgery reduction technologies	0	0	0	0	0	0	0	0
Rural Crafts	0	0	0	0	0	0	0	0
Women and child care	0	0	0	0	0	0	0	0
<b>Sub Total</b>	<b>0</b>	<b>0</b>	<b>0</b>	<b>0</b>	<b>0</b>	<b>0</b>	<b>0</b>	<b>0</b>
<b>VI Agril. Engineering</b>				0			0	0
Installation and maintenance of micro irrigation systems	2	18	12	30	10	10	20	50
Use of Plastics in farming practices	0	0	0	0	0	0	0	0
Production of small tools and implements	2	18	12	30	10	10	20	50
Repair and maintenance of farm machinery and implements	1	9	6	15	5	5	10	25
Small scale processing and value addition	0	0	0	0	0	0	0	0
Post Harvest Technology	0	0	0	0	0	0	0	0
<b>Sub Total</b>	<b>5</b>	<b>45</b>	<b>30</b>	<b>75</b>	<b>25</b>	<b>25</b>	<b>50</b>	<b>125</b>
<b>VII Plant Protection</b>				0			0	0
Integrated Pest Management	2	18	12	30	10	10	20	50
Integrated Disease Management	2	18	12	30	10	10	20	50
Bio-control of pests and diseases	1	9	6	15	5	5	10	25
Production of bio control agents and bio pesticides	0	0	0	0	0	0	0	0
<b>Sub Total</b>	<b>5</b>	<b>45</b>	<b>30</b>	<b>75</b>	<b>25</b>	<b>25</b>	<b>50</b>	<b>125</b>
<b>VIII Fisheries</b>				0			0	0
Integrated fish farming	0	0	0	0	0	0	0	0
Carp breeding and hatchery management	0	0	0	0	0	0	0	0
Carp fry and fingerling rearing	0	0	0	0	0	0	0	0
Composite fish culture	0	0	0	0	0	0	0	0
Hatchery management and culture of freshwater prawn	0	0	0	0	0	0	0	0
Breeding and culture of ornamental fishes	0	0	0	0	0	0	0	0
Portable plastic carp hatchery	0	0	0	0	0	0	0	0

Pen culture of fish and prawn	0	0	0	0	0	0	0	0
Shrimp farming	0	0	0	0	0	0	0	0
Edible oyster farming	0	0	0	0	0	0	0	0
Pearl culture	0	0	0	0	0	0	0	0
Fish processing and value addition	0	0	0	0	0	0	0	0
<b>Sub Total</b>	<b>0</b>	<b>0</b>	<b>0</b>	<b>0</b>	<b>0</b>	<b>0</b>	<b>0</b>	<b>0</b>
<b>IX Production of Inputs at site</b>				0			0	0
Seed Production	0	0	0	0	0	0	0	0
Planting material production	0	0	0	0	0	0	0	0
Bio-agents production	0	0	0	0	0	0	0	0
Bio-pesticides production	0	0	0	0	0	0	0	0
Bio-fertilizer production	0	0	0	0	0	0	0	0
Vermi-compost production	0	0	0	0	0	0	0	0
Organic manures production	0	0	0	0	0	0	0	0
Production of fry and fingerlings	0	0	0	0	0	0	0	0
Production of Bee-colonies and wax sheets	0	0	0	0	0	0	0	0
Small tools and implements	0	0	0	0	0	0	0	0
Production of livestock feed and fodder	0	0	0	0	0	0	0	0
Production of Fish feed	0	0	0	0	0	0	0	0
<b>Sub Total</b>	<b>0</b>	<b>0</b>	<b>0</b>	<b>0</b>	<b>0</b>	<b>0</b>	<b>0</b>	<b>0</b>
<b>X Capacity Building and Group Dynamics</b>				0			0	0
Leadership development	0	0	0	0	0	0	0	0
Group dynamics	0	0	0	0	0	0	0	0
Formation and Management of SHGs/FPOs etc	0	0	0	0	0	0	0	0
Mobilization of social capital	0	0	0	0	0	0	0	0
Entrepreneurial development of farmers/youths	0	0	0	0	0	0	0	0
WTO and IPR issues	0	0	0	0	0	0	0	0
<b>Sub Total</b>	<b>0</b>	<b>0</b>	<b>0</b>	<b>0</b>	<b>0</b>	<b>0</b>	<b>0</b>	<b>0</b>
<b>XI Agro-forestry</b>				0			0	0
Production technologies	0	0	0	0	0	0	0	0
Nursery management	0	0	0	0	0	0	0	0
Integrated Farming Systems	0	0	0	0	0	0	0	0
<b>Sub Total</b>	<b>0</b>	<b>0</b>	<b>0</b>	<b>0</b>	<b>0</b>	<b>0</b>	<b>0</b>	<b>0</b>
<b>XII Others (Pl. Specify)</b>	0	0	0	0	0	0	0	0
<b>TOTAL</b>	<b>30</b>	<b>270</b>	<b>180</b>	<b>450</b>	<b>150</b>	<b>150</b>	<b>300</b>	<b>750</b>
<b>(B) RURAL YOUTH</b>				0			0	0
Mushroom Production	0	0	0	0	0	0	0	0

Bee-keeping	0	0	0	0	0	0	0	0
Integrated farming	0	0	0	0	0	0	0	0
Seed production	0	0	0	0	0	0	0	0
Production of organic inputs	0	0	0	0	0	0	0	0
Integrated Farming (Medicinal)	0	0	0	0	0	0	0	0
Planting material production	0	0	0	0	0	0	0	0
Vermi-culture	0	0	0	0	0	0	0	0
Sericulture	0	0	0	0	0	0	0	0
Protected cultivation of vegetable crops	0	0	0	0	0	0	0	0
Commercial fruit production	0	0	0	0	0	0	0	0
Repair and maintenance of farm machinery and implements	0	0	0	0	0	0	0	0
Nursery Management of Horticulture crops	0	0	0	0	0	0	0	0
Training and pruning of orchards	0	0	0	0	0	0	0	0
Value addition	0	0	0	0	0	0	0	0
Production of quality animal products	0	0	0	0	0	0	0	0
Dairying	0	0	0	0	0	0	0	0
Sheep and goat rearing	0	0	0	0	0	0	0	0
Quail farming	0	0	0	0	0	0	0	0
Piggery	0	0	0	0	0	0	0	0
Rabbit farming	0	0	0	0	0	0	0	0
Poultry production	0	0	0	0	0	0	0	0
Ornamental fisheries	0	0	0	0	0	0	0	0
Para vets	0	0	0	0	0	0	0	0
Para extension workers	0	0	0	0	0	0	0	0
Composite fish culture	0	0	0	0	0	0	0	0
Freshwater prawn culture	0	0	0	0	0	0	0	0
Shrimp farming	0	0	0	0	0	0	0	0
Pearl culture	0	0	0	0	0	0	0	0
Cold water fisheries	0	0	0	0	0	0	0	0
Fish harvest and processing technology	0	0	0	0	0	0	0	0
Fry and fingerling rearing	0	0	0	0	0	0	0	0
Small scale processing	0	0	0	0	0	0	0	0
Post Harvest Technology	0	0	0	0	0	0	0	0
Tailoring and Stitching	0	0	0	0	0	0	0	0
Rural Crafts	0	0	0	0	0	0	0	0
<b>TOTAL</b>	<b>0</b>	<b>0</b>	<b>0</b>	<b>0</b>	<b>0</b>	<b>0</b>	<b>0</b>	<b>0</b>
<b>(C) Extension Personnel</b>				0			0	0
Productivity enhancement in field crops	0	0	0	0	0	0	0	0

Integrated Management	Pest	0	0	0	0	0	0	0	0
Integrated management	Nutrient	0	0	0	0	0	0	0	0
Rejuvenation of old orchards		0	0	0	0	0	0	0	0
Protected cultivation technology		0	0	0	0	0	0	0	0
Formation and Management of SHGs		0	0	0	0	0	0	0	0
Group Dynamics and farmers organization		0	0	0	0	0	0	0	0
Information networking among farmers		0	0	0	0	0	0	0	0
Capacity building for ICT application		0	0	0	0	0	0	0	0
Care and maintenance of farm machinery and implements		0	0	0	0	0	0	0	0
WTO and IPR issues		0	0	0	0	0	0	0	0
Management in farm animals		0	0	0	0	0	0	0	0
Livestock feed and fodder production		0	0	0	0	0	0	0	0
Household food security		0	0	0	0	0	0	0	0
Women and Child care		0	0	0	0	0	0	0	0
Low cost and nutrient efficient diet designing		0	0	0	0	0	0	0	0
Production and use of organic inputs		0	0	0	0	0	0	0	0
Gender mainstreaming through SHGs		0	0	0	0	0	0	0	0
Any other (Pl. Specify)		0	0	0	0	0	0	0	0
<b>TOTAL</b>		<b>0</b>	<b>0</b>	<b>0</b>	<b>0</b>	<b>0</b>	<b>0</b>	<b>0</b>	<b>0</b>
<b>G. Total</b>		<b>30</b>	<b>270</b>	<b>180</b>	<b>450</b>	<b>150</b>	<b>150</b>	<b>300</b>	<b>750</b>

**C) Consolidated table (ON and OFF Campus)**

Thematic Area	No. of Courses	No. of Participants						Grand Total
		Others			SC/ST			
		Male	Female	Total	Male	Female	Total	
<b>(A) Farmers &amp; Farm Women</b>								
<b>I Crop Production</b>								
Weed Management	2	18	12	30	10	10	20	50
Resource Conservation Technologies	0	0	0	0	0	0	0	0
Cropping Systems	0	0	0	0	0	0	0	0
Crop Diversification	3	27	18	45	15	15	30	75
Site specific nutrient management	2	18	12	30	10	10	20	50
Integrated Farming	0	0	0	0	0	0	0	0
Water management	2	18	12	30	10	10	20	50
Seed production	5	45	30	75	25	25	50	125

Nursery management	1	9	6	15	5	5	10	25
Integrated Crop Management	5	45	30	75	25	25	50	125
Fodder production	0	0	0	0	0	0	0	0
Production of organic inputs	0	0	0	0	0	0	0	0
Natural farming	0	0	0	0	0	0	0	0
<b>Sub Total</b>	<b>20</b>	<b>180</b>	<b>120</b>	<b>300</b>	<b>100</b>	<b>100</b>	<b>200</b>	<b>500</b>
<b>II Horticulture</b>	0	0	0	0	0	0	0	0
<b>a) Vegetable Crops</b>	0	0	0	0	0	0	0	0
Production of low volume and high value crops	1	9	6	15	5	5	10	25
Off-season vegetables	1	9	6	15	5	5	10	25
Nursery raising	1	9	6	15	5	5	10	25
Exotic vegetables like Broccoli	0	0	0	0	0	0	0	0
Export potential vegetables	0	0	0	0	0	0	0	0
Grading and standardization	1	9	6	15	5	5	10	25
Protective cultivation (Green Houses, Shade Net etc.)	1	9	6	15	5	5	10	25
Natural farming	0	0	0	0	0	0	0	0
<b>b) Fruits</b>	0	0	0	0	0	0	0	0
Training and Pruning	0	0	0	0	0	0	0	0
Layout and Management of Orchards	0	0	0	0	0	0	0	0
Cultivation of Fruit	0	0	0	0	0	0	0	0
Management of young plants/orchards	2	18	12	30	10	10	20	50
Rejuvenation of old orchards	0	0	0	0	0	0	0	0
Export potential fruits	0	0	0	0	0	0	0	0
Micro irrigation systems of orchards	0	0	0	0	0	0	0	0
Plant propagation techniques	0	0	0	0	0	0	0	0
<b>c) Ornamental Plants</b>	0	0	0	0	0	0	0	0
Nursery Management	1	9	6	15	5	5	10	25
Management of potted plants	0	0	0	0	0	0	0	0
Export potential of ornamental plants	0	0	0	0	0	0	0	0
Propagation techniques of Ornamental Plants	1	9	6	15	5	5	10	25
<b>d) Plantation crops</b>	0	0	0	0	0	0	0	0
Production and Management technology	1	9	6	15	5	5	10	25
Processing and value addition	0	0	0	0	0	0	0	0

<b>e) Tuber crops</b>	0	0	0	0	0	0	0	0
Production and Management technology	0	0	0	0	0	0	0	0
Processing and value addition	0	0	0	0	0	0	0	0
<b>f) Spices</b>	0	0	0	0	0	0	0	0
Production and Management technology	0	0	0	0	0	0	0	0
Processing and value addition	0	0	0	0	0	0	0	0
<b>g) Medicinal and Aromatic Plants</b>	0	0	0	0	0	0	0	0
Nursery management	0	0	0	0	0	0	0	0
Production and management technology	0	0	0	0	0	0	0	0
Post harvest technology and value addition	0	0	0	0	0	0	0	0
<b>Sub Total</b>	<b>10</b>	<b>90</b>	<b>60</b>	150	<b>50</b>	<b>50</b>	100	250
<b>III Soil Health and Fertility Management</b>	0	0	0	0	0	0	0	0
Soil fertility management	2	18	12	30	10	10	20	50
Soil and Water Conservation	0	0	0	0	0	0	0	0
Integrated Nutrient Management	1	9	6	15	5	5	10	25
Production and use of organic inputs	2	18	12	30	10	10	20	50
Management of Problematic soils	0	0	0	0	0	0	0	0
Micro nutrient deficiency in crops	2	18	12	30	10	10	20	50
Nutrient Use Efficiency	1	9	6	15	5	5	10	25
Soil and Water Testing	2	18	12	30	10	10	20	50
<b>Sub Total</b>	<b>10</b>	<b>90</b>	<b>60</b>	150	<b>50</b>	<b>50</b>	100	250
<b>IV Livestock Production and Management</b>	<b>0</b>	<b>0</b>	<b>0</b>	0	<b>0</b>	<b>0</b>	0	0
Dairy Management	0	0	0	0	0	0	0	0
Poultry Management	0	0	0	0	0	0	0	0
Piggery Management	0	0	0	0	0	0	0	0
Rabbit Management/goat	0	0	0	0	0	0	0	0
Disease Management	0	0	0	0	0	0	0	0
Feed management	0	0	0	0	0	0	0	0
Production of quality animal products	0	0	0	0	0	0	0	0
<b>Sub Total</b>	<b>0</b>	<b>0</b>	<b>0</b>	0	<b>0</b>	<b>0</b>	0	0
<b>V Home Science/Women empowerment</b>	0	0	0	0	0	0	0	0

Household food security by kitchen gardening and nutrition gardening	0	0	0	0	0	0	0	0
Design and development of low/minimum cost diet	0	0	0	0	0	0	0	0
Designing and development for high nutrient efficiency diet	0	0	0	0	0	0	0	0
Minimization of nutrient loss in processing	0	0	0	0	0	0	0	0
Gender mainstreaming through SHGs	0	0	0	0	0	0	0	0
Storage loss minimization techniques	0	0	0	0	0	0	0	0
Value addition	0	0	0	0	0	0	0	0
Income generation activities for empowerment of rural Women	0	0	0	0	0	0	0	0
Location specific drudgery reduction technologies	0	0	0	0	0	0	0	0
Rural Crafts	0	0	0	0	0	0	0	0
Women and child care	0	0	0	0	0	0	0	0
<b>Sub Total</b>	<b>0</b>	<b>0</b>	<b>0</b>	<b>0</b>	<b>0</b>	<b>0</b>	<b>0</b>	<b>0</b>
<b>VI Agril. Engineering</b>	<b>0</b>	<b>0</b>	<b>0</b>	<b>0</b>	<b>0</b>	<b>0</b>	<b>0</b>	<b>0</b>
Installation and maintenance of micro irrigation systems	4	36	24	60	20	20	40	100
Use of Plastics in farming practices	1	9	6	15	5	5	10	25
Production of small tools and implements	2	18	12	30	10	10	20	50
Repair and maintenance of farm machinery and implements	3	27	18	45	15	15	30	75
Small scale processing and value addition	0	0	0	0	0	0	0	0
Post Harvest Technology	0	0	0	0	0	0	0	0
<b>Sub Total</b>	<b>10</b>	<b>90</b>	<b>60</b>	<b>150</b>	<b>50</b>	<b>50</b>	<b>100</b>	<b>250</b>
<b>VII Plant Protection</b>	<b>0</b>	<b>0</b>	<b>0</b>	<b>0</b>	<b>0</b>	<b>0</b>	<b>0</b>	<b>0</b>
Integrated Pest Management	4	36	24	60	20	20	40	100
Integrated Disease Management	4	36	24	60	20	20	40	100
Bio-control of pests and diseases	2	18	12	30	10	10	20	50
Production of bio control agents and bio pesticides	0	0	0	0	0	0	0	0
<b>Sub Total</b>	<b>10</b>	<b>90</b>	<b>60</b>	<b>150</b>	<b>50</b>	<b>50</b>	<b>100</b>	<b>250</b>
<b>VIII Fisheries</b>	<b>0</b>	<b>0</b>	<b>0</b>	<b>0</b>	<b>0</b>	<b>0</b>	<b>0</b>	<b>0</b>
Integrated fish farming	0	0	0	0	0	0	0	0
Carp breeding and hatchery management	0	0	0	0	0	0	0	0

Carp fry and fingerling rearing	0	0	0	0	0	0	0	0
Composite fish culture	0	0	0	0	0	0	0	0
Hatchery management and culture of freshwater prawn	0	0	0	0	0	0	0	0
Breeding and culture of ornamental fishes	0	0	0	0	0	0	0	0
Portable plastic carp hatchery	0	0	0	0	0	0	0	0
Pen culture of fish and prawn	0	0	0	0	0	0	0	0
Shrimp farming	0	0	0	0	0	0	0	0
Edible oyster farming	0	0	0	0	0	0	0	0
Pearl culture	0	0	0	0	0	0	0	0
Fish processing and value addition	0	0	0	0	0	0	0	0
<b>Sub Total</b>	<b>0</b>	<b>0</b>	<b>0</b>	<b>0</b>	<b>0</b>	<b>0</b>	<b>0</b>	<b>0</b>
<b>IX Production of Inputs at site</b>	<b>0</b>	<b>0</b>	<b>0</b>	<b>0</b>	<b>0</b>	<b>0</b>	<b>0</b>	<b>0</b>
Seed Production	0	0	0	0	0	0	0	0
Planting material production	0	0	0	0	0	0	0	0
Bio-agents production	0	0	0	0	0	0	0	0
Bio-pesticides production	0	0	0	0	0	0	0	0
Bio-fertilizer production	0	0	0	0	0	0	0	0
Vermi-compost production	0	0	0	0	0	0	0	0
Organic manures production	0	0	0	0	0	0	0	0
Production of fry and fingerlings	0	0	0	0	0	0	0	0
Production of Bee-colonies and wax sheets	0	0	0	0	0	0	0	0
Small tools and implements	0	0	0	0	0	0	0	0
Production of livestock feed and fodder	0	0	0	0	0	0	0	0
Production of Fish feed	0	0	0	0	0	0	0	0
<b>Sub Total</b>	<b>0</b>	<b>0</b>	<b>0</b>	<b>0</b>	<b>0</b>	<b>0</b>	<b>0</b>	<b>0</b>
<b>X Capacity Building and Group Dynamics</b>	<b>0</b>	<b>0</b>	<b>0</b>	<b>0</b>	<b>0</b>	<b>0</b>	<b>0</b>	<b>0</b>
Leadership development	0	0	0	0	0	0	0	0
Group dynamics	0	0	0	0	0	0	0	0
Formation and Management of SHGs/FPOs etc	0	0	0	0	0	0	0	0
Mobilization of social capital	0	0	0	0	0	0	0	0
Entrepreneurial development of farmers/youths	0	0	0	0	0	0	0	0

WTO and IPR issues	0	0	0	0	0	0	0	0
<b>Sub Total</b>	<b>0</b>	<b>0</b>	<b>0</b>	<b>0</b>	<b>0</b>	<b>0</b>	<b>0</b>	<b>0</b>
<b>XI Agro-forestry</b>	<b>0</b>	<b>0</b>	<b>0</b>	<b>0</b>	<b>0</b>	<b>0</b>	<b>0</b>	<b>0</b>
Production technologies	0	0	0	0	0	0	0	0
Nursery management	0	0	0	0	0	0	0	0
Integrated Farming Systems	0	0	0	0	0	0	0	0
<b>Sub Total</b>	<b>0</b>	<b>0</b>	<b>0</b>	<b>0</b>	<b>0</b>	<b>0</b>	<b>0</b>	<b>0</b>
<b>XII Others (Pl. Specify)</b>	<b>0</b>	<b>0</b>	<b>0</b>	<b>0</b>	<b>0</b>	<b>0</b>	<b>0</b>	<b>0</b>
<b>TOTAL</b>	<b>60</b>	<b>540</b>	<b>360</b>	<b>900</b>	<b>300</b>	<b>300</b>	<b>600</b>	<b>1500</b>
<b>(B) RURAL YOUTH</b>	<b>0</b>	<b>0</b>	<b>0</b>	<b>0</b>	<b>0</b>	<b>0</b>	<b>0</b>	<b>0</b>
Mushroom Production	2	18	12	30	10	10	20	50
Bee-keeping	2	18	12	30	10	10	20	50
Integrated farming	2	18	12	30	10	10	20	50
Seed production	5	45	30	75	25	25	50	125
Production of organic inputs	6	54	36	90	30	30	60	150
Integrated Farming (Medicinal)	0	0	0	0	0	0	0	0
Planting material production	1	9	6	15	5	5	10	25
Vermi-culture	2	18	12	30	10	10	20	50
Sericulture	0	0	0	0	0	0	0	0
Protected cultivation of vegetable crops	0	0	0	0	0	0	0	0
Commercial fruit production	0	0	0	0	0	0	0	0
Repair and maintenance of farm machinery and implements	5	45	30	75	25	25	50	125
Nursery Management of Horticulture crops	1	9	6	15	5	5	10	25
Training and pruning of orchards	2	18	12	30	10	10	20	50
Value addition	1	9	6	15	5	5	10	25
Production of quality animal products	0	0	0	0	0	0	0	0
Dairying	1	9	6	15	5	5	10	25
Sheep and goat rearing	1	9	6	15	5	5	10	25
Quail farming	0	0	0	0	0	0	0	0
Piggery	0	0	0	0	0	0	0	0
Rabbit farming	0	0	0	0	0	0	0	0
Poultry production	1	9	6	15	5	5	10	25
Ornamental fisheries	0	0	0	0	0	0	0	0
Para vets	0	0	0	0	0	0	0	0
Para extension workers	0	0	0	0	0	0	0	0
Composite fish culture	1	9	6	15	5	5	10	25
Freshwater prawn culture	0	0	0	0	0	0	0	0

Shrimp farming	0	0	0	0	0	0	0	0
Pearl culture	0	0	0	0	0	0	0	0
Cold water fisheries	0	0	0	0	0	0	0	0
Fish harvest and processing technology	1	9	6	15	5	5	10	25
Fry and fingerling rearing	0	0	0	0	0	0	0	0
Small scale processing	0	0	0	0	0	0	0	0
Post Harvest Technology	0	0	0	0	0	0	0	0
Tailoring and Stitching	0	0	0	0	0	0	0	0
Rural Crafts	0	0	0	0	0	0	0	0
<b>TOTAL</b>	<b>34</b>	<b>306</b>	<b>204</b>	510	<b>170</b>	<b>170</b>	340	850
<b>(C) Extension Personnel</b>	<b>0</b>	<b>0</b>	<b>0</b>	0	<b>0</b>	<b>0</b>	0	0
Productivity enhancement in field crops	2	18	12	30	10	10	20	50
Integrated Pest Management	2	18	12	30	10	10	20	50
Integrated Nutrient management	4	36	24	60	20	20	40	100
Rejuvenation of old orchards	1	9	6	15	5	5	10	25
Protected cultivation technology	1	9	6	15	5	5	10	25
Formation and Management of SHGs	0	0	0	0	0	0	0	0
Group Dynamics and farmers organization	1	9	6	15	5	5	10	25
Information networking among farmers	0	0	0	0	0	0	0	0
Capacity building for ICT application	0	0	0	0	0	0	0	0
Care and maintenance of farm machinery and implements	4	36	24	60	20	20	40	100
WTO and IPR issues	1	9	6	15	5	5	10	25
Management in farm animals	0	0	0	0	0	0	0	0
Livestock feed and fodder production	0	0	0	0	0	0	0	0
Household food security	0	0	0	0	0	0	0	0
Women and Child care	0	0	0	0	0	0	0	0
Low cost and nutrient efficient diet designing	0	0	0	0	0	0	0	0
Production and use of organic inputs	0	0	0	0	0	0	0	0
Gender mainstreaming through SHGs	0	0	0	0	0	0	0	0
Any other (Pl. Specify)	6	54	36	90	30	30	60	150
<b>TOTAL</b>	<b>22</b>	<b>198</b>	<b>132</b>	330	<b>110</b>	<b>110</b>	220	550
<b>G. Total</b>	<b>116</b>	<b>1044</b>	<b>696</b>	<b>1740</b>	<b>580</b>	<b>580</b>	<b>1160</b>	<b>2900</b>

Details of training programmes attached in **Annexure -I**

### 3.4. Extension Activities (including activities of FLD programmes)

Nature of Extension Activity	No. of activities	Farmers			Extension Officials			Total		
		Male	Female	Total	Male	Female	Total	Male	Female	Total
Field Day	8	170	30	200	10	5	15	180	35	215
Kisan Mela	2	450	50	500	90	10	100	540	60	600
Kisan Ghosthi	10	300	100	400	40	10	50	340	110	450
Exhibition	2	200	50	250	40	10	50	240	60	300
Film Show	10	500	150	650	10	5	15	510	155	665
Farmers Seminar	5	200	50	250	10	2	12	210	52	262
Workshop	2	80	20	100	5	5	10	85	25	110
Group meetings	10	500	150	650	40	10	50	540	160	700
Lectures delivered as resource persons	40	2000	5000	7000	100	50	150	2100	5050	7150
Newspaper coverage	50	5000	2000	7000	500	100	600	5500	2100	7600
Radio talks	20	5000	2000	7000	500	100	600	5500	2100	7600
TV talks	8	5000	2000	7000	500	100	600	5500	2100	7600
Popular articles	10	1000	500	1500	200	500	700	1200	1000	2200
Extension Literature	12	1000	500	1500	100	400	500	1100	900	2000
<b>Advisory Services</b>	100	1500	500	2000	100	500	600	1600	1000	2600
Scientific visit to farmers field	60	450	50	500	50	200	250	500	250	750
Farmers visit to KVK	5000	4000	500	4500	250	250	500	4250	750	5000
Diagnostic visits	40	85	25	110	20	50	70	105	75	180
Exposure visits	10	450	50	500	50	10	60	500	60	560
Ex-trainees Sammelan	2	50	10	60	6	4	10	56	14	70
Soil health Camp	2	250	50	300	40	10	50	290	60	350
Animal Health Camp	2	250	50	300	40	10	50	290	60	350
Agri mobile clinic	0	0	0	0	0	0	0	0	0	0
Soil test campaigns	2	250	30	280	10	10	20	260	40	300
Farm Science Club Conveners meet	1	25	5	30	5	0	5	30	5	35

Self Help Group Conveners meetings	2	50	10	60	10	20	30	60	30	90
Mahila Mandals Conveners meetings	2	15	75	90	5	150	155	20	225	245
Celebration of important days (specify)	15	300	100	400	50	50	100	350	150	500
Krishi Mohostva	1	25	5	30	20	500	520	45	505	550
Krishi Rath	20	500	300	800	200	500	700	700	800	1500
Pre Kharif workshop	14	1000	300	1300	100	100	200	1100	400	1500
Pre Rabi workshop	15	1500	450	1950	150	250	400	1650	700	2350
PPVFRA workshop	0	0	0	0	0	0	0	0	0	0
Any Other (Specify)	0	0	0	0	0	0	0	0	0	0
<b>Total</b>	<b>5477</b>	<b>32100</b>	<b>15110</b>	<b>47210</b>	<b>3251</b>	<b>3921</b>	<b>7172</b>	<b>35351</b>	<b>19031</b>	<b>54382</b>

### 3.5 Target for Production and supply of Technological products

#### A) SEED MATERIALS

SI. No.	Crop	Area (ha)	Variety	Quantity (qtl.)
<b>CEREALS</b>	Wheat	1.00	DBW 187	30
<b>OILSEEDS</b>	Sesame	6.00	Krishna	12
	Rapeseed & Mustard	5.00	Uttara, DRMR-150-35	10
<b>PULSES</b>	-	-	-	-
<b>VEGETABLES</b>	-	-	-	-
<b>OTHERS (Specify)</b>	-	-	-	-

#### B) PLANTING MATERIALS

SI. No.	Crop	Variety	Quantity (Nos.)
<b>FRUITS</b>	Mango	Maldah, Amrapali, Bombay, Gulabkhas, Zardalu	2000
<b>SPICES</b>			
<b>VEGETABLES</b>	Vegetables Seedlings	-	10000
<b>FOREST SPECIES</b>			
<b>ORNAMENTAL CROPS</b>			
		<b>Total</b>	<b>12000</b>

#### C) BIO-PRODUCT

SI. No.	Product Name	Species	Quantity	
			No	(kg)
<b>BIO PESTICIDES</b>				
1	Vermicompost	<i>Eisenia Foetida</i>	-	1000
2				

**D) LIVESTOCK**

Sl. No.	Type	Breed	Quantity	
			(Nos)	Unit
Cattle	0	0	0	0
GOAT	0	0	0	0
SHEEP	0	0	0	0
POULTRY	0	0	0	0
Pig farming	0	0	0	0
FISHERIES	0	0	0	0

**3.6 Literature to be Developed/Published****(A) KVK News Letter (Krishak Sandesh & Krishak Samachar)**

Date of start : April 2026  
Number of copies to be published : 1000

**(B) Literature to be developed/published**

S. No.	Topic	Number
1	Research paper each scientist	2
2	Technical reports	16
3	News letters	2
4	Training manual all discipline	2
5	Popular article	20
6	Extension literature	12
<b>Total</b>		<b>54</b>

**(C) Details of Electronic Media to be Produced**

S. No.	Type of media (CD / VCD / DVD / Audio-Cassette, whatsapp group, mobile app, etc.	Title of the product	Number
1			

**3.7. Success stories/Case studies identified for development as a case. -**

- a. Brief introduction/Background
- b. Interventions/process
- c. Output
- d. Outcomes
- e. Impact
  - i) Social economic
  - ii) Bio-Physical
- f. Good Action Photographs

**3.8 Indicate the specific training need analysis tools/methodology followed for**

**Practicing Farmers**

- a) Avg. choice score
- b)
- c)

**Rural Youth**

- a) Avg. Choice score
- b)
- c)
- d)

**In-service personnel**

- a) Technological gaps
- b) Avg. Choice score
- c)

**3.9 Indicate the methodology for identifying OFTs/FLDs**

**For OFT:**

- i) PRA
- ii) Problem identified from Matrix based ranking & analysis
- iii) Field level observations
- iv) Farmer group discussions
- v) Others if any- Problem cause diagram

**For FLD:**

- i) New variety/technology
- ii) Poor yield at farmers level
- iii) Existing cropping system
- iv) Others if any

**3.10 Field activities**

- i. Name of villages identified/adopted with block name (from which year) -

No.	S.	Name of village	Name of Block	Year
1		Sapa Rahika	Jalalgarh	2024
2		Bisantha	Jalalgarh	2024
3		Chak	Jalalgarh	2024
4		Kamalapur, Bharaili	Jalalgarh	2024
5		Mishrinagar	Jalalgarh	2023
6		Dockrail	Jalalgarh	2024
7		Santhali Tola, Bareta	Kasba	2023
8		Basantpur, Dogachhi, Kulla Khas, Kula Sundar, Taljhari	Kasba	2020
9		Bisantha	Jalalgarh	2023

- ii. No. of farm families selected per village: 25
- iii. No. of PRA conducted: 03 / Village
- iv. No. of technologies taken to the adopted villages: 09
- v. Name of the technologies found suitable by the farmers of the adopted villages: INM, IPM, ICM, WM, Varietal, Farm mechanization,
- vi. Impact (production, income, employment, area/technological– horizontal/vertical)
- vii. Constraints if any in the continued application of these improved technologies

### 3.11. Activities of Soil and Water Testing Laboratory

Status of establishment of Lab: NA

1. Year of establishment :

#### 2. List of equipment's purchase with amount

Sl. No.	Name of the equipment	Quantity	Cost (Rs)
1	Soil Test Mini Kit	02	97800

#### 3. Targets of samples for analysis:

Details	No. of Samples	No. of Farmers	No. of Villages	Amount to be realized
Soil Samples	500	500	20	55000
Water	-	-	-	-
Plant	-	-	-	-
<b>Total</b>	<b>500</b>	<b>500</b>	<b>20</b>	<b>55000</b>

## 4.0 LINKAGES

### 4.1 Functional linkage with different organizations/department

Sl.No.	Name of organization	Nature of Linkage	Outcome of linkage
1.	ATMA, Purnea	Joint implementation of training programme Diagnostic Team Visit	
2.	District Agriculture Department Purnea	Joint implementation of training programme Diagnostic Team Visit	
3.	District Agriculture Department Kisanganj	Joint implementation of training programme Diagnostic Team Visit	
4.	District Agriculture Department Araria	Joint implementation of training programme Diagnostic Team Visit	
5.	District Agriculture Department Katihar	Joint implementation of training programme Diagnostic Team Visit	
6	Joint Director Jute Bihar	Joint implementation of training programme Diagnostic Team Visit	
7	NABARD	Joint implementation of training programme	
8	Director Extension Education BAU, Sabour.	Technical Guidance on training and other extension activities	
9	All department of BAU, Sabour	Technical Guidance on training and other extension activities	
10	KVK Araria, KVK, Katihar, KVK Kishanganj	Technical Guidance on training and other extension activities	
11	NGOs, Purnea	Technical Guidance on training and other extension activities	
12	JEEVIKA	Technical Guidance on training and other extension activities	
13	District Animal Husbandry Dept.	Joint implementation of training programme Diagnostic Team Visit	
14	FPOs	Technical Guidance on training and other extension activities	

#### 4.2 Details of linkage with ATMA

a) Is ATMA implemented in your district Yes/No -Yes

S. No.	Programme	Nature of linkage	Outcome of linkage
1	Kisan Gosthi	Training	
2	Kharif Mahabhiyan	Training	
3	Rabi Mahabhiyan	Training	
4	Diagnostic Visit	Diagnostic visits	
5	Exposure Visits	Exposure visits	
6	Sponsored Trainings	Sponsored Training	
7	Krishi Yantrikaran Mela	Krishi Yantrikaran Mela	
8	Kisan Mela & Exhibition	Kisan Mela & Exhibition	

#### 5. Utilization of Hostel facilities

S. No.	Programme	No. of days
1	RAWE Programmes	300
2		
	<b>Total</b>	<b>300</b>

#### 6. Partnership with departments for technology out scaling (proposed):

#### Annexure - I Training Programme

##### i) Farmers & Farm women (On Campus)

Date	Clientele		Duration in days	Number of participants			Number of SC/ST			G. Total	Month of training
				M	F	T	M	F	T		
<b>Crop Production (Agro)</b>											
13-Jun-26	PF/FW	Weed management in paddy crop	1	9	6	15	5	5	10	25	June
05-Sep-26	PF/FW	Package and practices for sunflower cultivation	1	9	6	15	5	5	10	25	Sep
07-Oct-26	PF/FW	Production Techniques for Rabi Oilseeds	1	9	6	15	5	5	10	25	Oct
05-Nov-26	PF/FW	INM in Rabi Maize	1	9	6	15	5	5	10	25	Nov
15-Dec-26	PF/FW	Cultivation techniques of late sown wheat	1	9	6	15	5	5	10	25	Dec
<b>Crop Production (PBG)</b>											
05-May-26	PF/FW	Introduction of flood tolerant Paddy varieties	1	9	6	15	5	5	10	25	May
08-Jun-26	PF/FW	Production techniques of kharif millets.	1	9	6	15	5	5	10	25	June
23-Jul-26	PF/FW	Introduction of Millets in rice-wheat cropping system	1	9	6	15	5	5	10	25	Jul
12-Aug-26	PF/FW	Seed treatment practices under seed production prog.	1	9	6	15	5	5	10	25	Aug
24-Sep-26	PF/FW	Seed treatment in Pulses	1	9	6	15	5	5	10	25	Sep
<b>Horticulture</b>											
05-Jan-26	PF/FW	Care & management of young plants in orchards	1	9	6	15	5	5	10	25	Jan
01-Jun-26	PF/FW	Grading & standardization of Mango fruits	1	9	6	15	5	5	10	25	Jun
05-Jun-	PF/FW	Nursery management of flower plants	1	9	6	15	5	5	10	25	Jun

26												
02-Jul-26	PF/FW	Production & management technology of plantation crops	1	9	6	15	5	5	10	25	July	
08 Sept. 2026	PF/FW	Promotion of gladiolus & gerbera in poly house	1	9	6	15	5	5	10	25	Sep	
<b>Soil Science</b>												
21-Apr-26	PF/FW	Method of vermi composting and its use in crops	1	9	6	15	5	5	10	25	Apr	
03-Jun-26	PF/FW	Integrated nutrient management in paddy	1	9	6	15	5	5	10	25	Jun	
05-Sep-26	PF/FW	Technique of soil sample collection, processing and testing	1	9	6	15	5	5	10	25	Sep	
08-Oct-26	PF/FW	Crop residue management for sustainable soil health	1	9	6	15	5	5	10	25	Oct	
26- Nov-26	PF/FW	Micro nutrient deficiency symptoms and its management in Rabi crops	1	9	6	15	5	5	10	25	Nov	
<b>Agril. Engg.</b>												
16-Jan-26	PF/FW	Use of LLL in field preparation	1	9	6	15	5	5	10	25	Jan	
02-Feb-26	PF/FW	Use of plastic mulch for summer vegetables	1	9	6	15	5	5	10	25	Feb	
13-Jun-26	PF/FW	Technologies options available for land transformation: - Laser land leveler	1	9	6	15	5	5	10	25	Jun	
08-Oct-26	PF/FW	Production Technology of ZT & RBP maize and wheat	1	9	6	15	5	5	10	25	Oct	
20-Nov-26	PF/FW	Care & Maintenance of sprayer	1	9	6	15	5	5	10	25	Nov	
<b>Plant Protection</b>												
20-Jan-26	PF/FW	Management of FAW in maize	1	9	6	15	5	5	10	25	Jan	
13-Jun-26	PF/FW	Natural control of insect pests through biopesticides	1	9	6	15	5	5	10	25	Jun	
05-Aug-26	PF/FW	Insect, pest and disease management in paddy	1	9	6	15	5	5	10	25	Aug	
08-Oct-26	PF/FW	Integrated pest and disease management in rabi season vegetables	1	9	6	15	5	5	10	25	Oct	
20-Dec-26	PF/FW	IPM in vegetables	1	9	6	15	5	5	10	25	Dec	
<b>Total</b>	<b>PF/FW</b>		<b>30</b>	<b>270</b>	<b>180</b>	<b>450</b>	<b>150</b>	<b>150</b>	<b>300</b>	<b>750</b>	<b>0</b>	

ii) **Farmers & Farm women (Off Campus)**

Date	Clientele	Title of the training programme	Duration in days	Number of participants			Number of SC/ST			G. Total	Month of training
				M	F	T	M	F	T		
<b>Crop Production (Agro)</b>											
08-Jan-26	PF/FW	IWM in Rabi Maize	1	9	6	15	5	5	10	25	Jan
13-Jan-26	PF/FW	Irrigation Management of mustard	1	9	6	15	5	5	10	25	Jan
05-Mar-	PF/FW	Agronomic management of Jute	1	9	6	15	5	5	10	25	Mar

26		cultivation										
04-Jul-26	PF/FW	Bio-fertilizer application in transplanted rice with BGA & Azolla	1	9	6	15	5	5	10	25	Jul	
02-Aug-26	PF/FW	Water management in transplanted paddy	1	9	6	15	5	5	10	25	Aug	
<b>Crop Production (PBG)</b>												
18-Mar-26	PF/FW	Seed Production of Green gram/ Urad	1	9	6	15	5	5	10	25	Mar	
08-May-26	PF/FW	Selection of high yielding varieties of paddy	1	9	6	15	5	5	10	25	May	
17-Oct-26	PF/FW	Package and practices for Rabi Maize Cultivation	1	9	6	15	5	5	10	25	Oct	
25-Nov-26	PF/FW	Quality seed production in wheat crops	1	9	6	15	5	5	10	25	Nov	
25-Dec-26	PF/FW	PPV& FRA procedure in seed registration	1	9	6	15	5	5	10	25	Dec	
<b>Horticulture</b>												
14 Feb. 2026	PF/FW	Summer vegetables production	1	9	6	15	5	5	10	25	Feb	
03 Mar 2026	PF/FW	Quality nursery raising of vegetables seedling	1	9	6	15	5	5	10	25	Mar	
02-May-26	PF/FW	Management of young plants & orchards	1	9	6	15	5	5	10	25	May	
13 Oct. 2026	PF/FW	Production of exotic vegetables like broccoli for good income	1	9	6	15	5	5	10	25	Oct	
01 Dec. 2026	PF/FW	Plant Propagation of ornamental plants	1	9	6	15	5	5	10	25	Dec	
<b>Soil Science</b>												
23-Apr-26	PF/FW	Technique of soil sample collection and its importance	1	9	6	15	5	5	10	25	Apr	
11-May-26	PF/FW	Soil health and fertility management	1	9	6	15	5	5	10	25	May	
09-Jul-26	PF/FW	Soil & Crop management practices to increase NUE	1	9	6	15	5	5	10	25	Jul	
04-Aug-26	PF/FW	Macro nutrient deficiency symptoms and its management in kharif crops	1	9	6	15	5	5	10	25	Aug	
17-Dec-26	PF/FW	Method of vermi composting and its use in crops	1	9	6	15	5	5	10	25	Dec	
<b>Agril. Engg.</b>												
29-Mar-26	PF/FW	Harvesting Technology of Mustard Crops	1	9	6	15	5	5	10	25	Mar	
13-Apr-26	PF/FW	Benefits of zero tillage cultivation of moong	1	9	6	15	5	5	10	25	Apr	
03-May-26	PF/FW	Technology available for fertilizer application	1	9	6	15	5	5	10	25	May	
03-Jun-26	PF/FW	Application of DSR technique for rice cultivation	1	9	6	15	5	5	10	25	Jun	
07-Jul-26	PF/FW	Weed management in DSR paddy	1	9	6	15	5	5	10	25	Jul	
<b>Plant Protection</b>												
13-Jan-26	PF/FW	Insect pest and disease management in wheat crop	1	9	6	15	5	5	10	25	Jan	
05-Mar-26	PF/FW	Production of Neem based pesticides	1	9	6	15	5	5	10	25	Mar	
04-Jul-26	PF/FW	Effect of seed treatment with insecticide in paddy	1	9	6	15	5	5	10	25	Jul	

02-Aug-26	PF/FW	Integrated pest and disease management in mango orchard	1	9	6	15	5	5	10	25	Aug
15-Nov-26	PF/FW	IPM in vegetables	1	9	6	15	5	5	10	25	Nov
<b>Total</b>	PF/FW		<b>30</b>	<b>270</b>	<b>180</b>	<b>450</b>	<b>150</b>	<b>150</b>	<b>300</b>	<b>750</b>	

**iii) Vocational training programmes for Rural Youth**

Identified Thrust Area	Training title*	Duration (days)	No. of Participants			SC/ST participants			G.Total	Month of training
			M	F	T	M	F	T		
Production of organic inputs	Enriched Bio-Fertilizer Production techniques	5	9	6	15	5	5	10	25	Feb
INM	INM in Paddy	5	9	6	15	5	5	10	25	June
Seed Production	Seed production techniques of kharif millets	5	9	6	15	5	5	10	25	July
Production of organic inputs	Production techniques for low cost organic inputs	5	9	6	15	5	5	10	25	Oct
Seed Production	Quality Seed Production of Green Gram	5	9	6	15	5	5	10	25	Feb
Seed Production	Seed Production of Paddy	5	9	6	15	5	5	10	25	July
Seed Production	Seed Production of potato (TPS Technology and Seed Plot Technique)	5	9	6	15	5	5	10	25	Sep
Integrated Farming	Integrated crop farming	5	9	6	15	5	5	10	25	Nov
Mushroom Production	Quality Mushroom spawn Production	5	9	6	15	5	5	10	25	Oct
Mushroom Production	Quality Mushroom spawn Production	5	9	6	15	5	5	10	25	Dec
Beekeeping	Beekeeping	5	9	6	15	5	5	10	25	Jul
Beekeeping	Beekeeping	5	9	6	15	5	5	10	25	Sep
Planting material production	Methods of different planting materials preparation (Graft Gooti)	5	9	6	15	5	5	10	25	May
Training and pruning of orchards	Training and pruning of different fruit trees	5	9	6	15	5	5	10	25	Jul
Nursery Management of Horticulture crops	Nursery management of vegetable and flower seedling	5	9	6	15	5	5	10	25	Sep
Value addition	Makhana production technology & it's value addition	5	9	6	15	5	5	10	25	Oct
Production of organic inputs	Method of Vermicompost Production & it's application in crops	5	9	6	15	5	5	10	25	Jan.
INM	Method of preparation of components of natural farming	5	9	6	15	5	5	10	25	May.
Production of organic inputs	Method of Vermicompost Production & it's application in crops	5	9	6	15	5	5	10	25	Aug
Soil & Water Testing	Methods of Soil sample collection, Testing & recommendation	5	9	6	15	5	5	10	25	Oct.

Repair and maintenance of farm machinery and implements	Use of implements in vermicompost production	5	9	6	15	5	5	10	25	Jan.
Repair and maintenance of farm machinery and implements	Repair & maintenance of Tractors, it's implements & tools	5	9	6	15	5	5	10	25	May.
Repair and maintenance of farm machinery and implements	Installation, operation, and maintenance of Solar powered irrigation system	5	9	6	15	5	5	10	25	Aug
Repair and maintenance of farm machinery and implements	Calibration of different sowing machine & maintenance of sprayers	5	9	6	15	5	5	10	25	Oct.
Poultry Farming	Backyard poultry farming	5	9	6	15	5	5	10	25	Jan
Commercial Aquaculture	Commercial Aquaculture	5	9	6	15	5	5	10	25	Jun
Plant Propagation Technique	Plant Propagation Technique of crops	5	9	6	15	5	5	10	25	Jun
Dairy Animals	Commercial Dairy Farming	5	9	6	15	5	5	10	25	Jul
Production of organic inputs	Vermicompost production	5	9	6	15	5	5	10	25	July
Mushroom production	Mushroom Production	5	9	6	15	5	5	10	25	Sep
Seed Production	Seed production of Rabi Crops	5	9	6	15	5	5	10	25	Sep
Fish Production	Integrated fish farming	5	9	6	15	5	5	10	25	Sep
Goat Rearing	Commercial Goat Farming	5	9	6	15	5	5	10	25	Oct
Repair and maintenance of farm machineries	Repair and maintenance of farm machineries	5	9	6	15	5	5	10	25	Oct
		<b>170</b>	<b>306</b>	<b>204</b>	<b>510</b>	<b>170</b>	<b>170</b>	<b>340</b>	<b>850</b>	<b>0</b>

iv) Training programme for extension functionaries

Date	Clientele	Identified Area	Thrust	Training title*	Duration (days)	No. Participants of			SC/ST participants			G.Total
						M	F	T	M	F	T	
27-Mar-26	EF	Productivity Enhancement		Low cost input management for sustainable agriculture	1	9	6	15	5	5	10	25
18-Jun-26	EF	INM		Principles and practices of INM in Kharif crops	1	9	6	15	5	5	10	25
03-Oct-26	EF	Productivity Enhancement		Productivity enhancement in oilseeds & pulses	1	9	6	15	5	5	10	25
18-Dec-26	EF	INM		Nutrient and water management in rabi crops	1	9	6	15	5	5	10	25
18-Jun-26	EF	Nursery Raising		Hi-Tech nursery raising and management	1	9	6	15	5	5	10	25
11-Sep-26	EF	WTO and IPR issues		Protection of Plant Varieties and Farmers Right Act, 2001	1	9	6	15	5	5	10	25
11-Oct-26	EF	Seed Production		Seed certification & quality seed production	1	9	6	15	5	5	10	25
20-Dec-26	EF	Group Dynamics & Farmers Organization		Business plan in agriculture through FPOs	1	9	6	15	5	5	10	25
02-Apr-26	EF	Establishment & management of Orchard		Establishment & management of mango Orchard	1	9	6	15	5	5	10	25
29-Jul-26	EF	Rejuvenation of old orchards		Rejuvenation of old orchards	1	9	6	15	5	5	10	25

01-Oct-25	EF	Protected cultivation technology	Protected cultivation of off-seasonal crops	1	9	6	15	5	5	10	25
27-Dec-26	EF	Value addition	Processing and preservation of seasonal fruits and vegetables	1	9	6	15	5	5	10	25
05-May-26	EF	Soil & Water Testing	Technique of soil sample collection and analysis	1	9	6	15	5	5	10	25
05 July 2026	EF	INM	Nutrient application based on soil test value	1	9	6	15	5	5	10	25
25. Oct 2026	EF	Production of organic inputs	Production of organic inputs	1	9	6	15	5	5	10	25
28-Dec-26	EF	INM	Natural farming practices for sustainable agriculture	1	9	6	15	5	5	10	25
05. Oct 2026	EF	IPM	IPM in vegetable crops	1	9	6	15	5	5	10	25
25. Nov 2026	EF	IPM	INM in rabi crops	1	9	6	15	5	5	10	25
21 Feb. 2026	EF	Care & Maintenance of Farm machineries	Farm mechanization in crop production	1	9	6	15	5	5	10	25
05 May.2026	EF	Care & Maintenance of Farm machineries	Installation & Maintenance of drip/sprinkler system	1	9	6	15	5	5	10	25
16 Sep. 2026	EF	Care & Maintenance of Farm machineries	Use of SPIS for increasing the use of green energy	1	9	6	15	5	5	10	25
18 Dec .2026	EF	Care & Maintenance of Farm Machineries	Cultivation of cash crops in controlled environment Cultivation in poly houses	1	9	6	15	5	5	10	25
				<b>22</b>	<b>198</b>	<b>132</b>	<b>330</b>	<b>110</b>	<b>110</b>	<b>220</b>	<b>550</b>

**iv) Sponsored programme**

Discipline	Sponsoring agency	Clientele	Title of the training programme	No. of course	No. of participants			Number of SC/ST			G. Total
					M	F	T	M	F	T	
<b>a) Sponsored training programme</b>											
Kharif Mahabhiyan	ATMA Purnea	PF									
Rabi Mahabhiyan	ATMA Purnea	PF									
Kisan Gosthi	ATMA/ DAO Purnea	PF									
<b>Total</b>											
<b>b) Sponsored research programme</b>											
<b>Total</b>											
<b>c) Any special programmes</b>											
<b>Total</b>											

**Signature of Senior Scientist & Head**